



# THE SCUTTLEBUTT

The Scuttlebutt is the official newsletter of the Rocky Mountain Shipwrights. Its objective is to promote, develop and further scale model shipbuilding, as well as study maritime subjects, including art, history and traditions.

June, 2023

## Summer Modeling Outdoors: What a Treat.

### Meeting Information:

Shipwrights meet the THIRD Saturday of every month at Rockler Woodworking and Hardware, 2553 S. Colorado Blvd. Denver. Store opens at 9:00 am and meeting starts at 9:30.

### The Next Meeting Will Take Place on June 17, 2023

Jay Philipps will present a 3D representation of the HMS Victory.

---

### And remember our Arvada workshop.

It is held at the Arvada City Hall, Police entrance.

The address: 8101 Ralston Road.

This workshop is scheduled for the FIRST Saturday of every month beginning at 9:00 am

**Next workshop: July 1, 2023**

### Officers:

Commodore.....Alice Sampson  
Skipper.....Bob Fivehouse  
First Mate.....Ralph Buckwalter  
Purser.....Steve Lofshult  
Clerk.....Jim Cuscaden

### Committees:

**Library:** Bob Bunch  
**RMS History:** Roger Hanson  
**Mentoring Program:** Ralph Buckwalter  
**Scuttlebutt & Website:** Martin Jelsema

### Website:

<http://rockymountainshipwrights.org>



## Skipper's Log

Hello Shipwrights!

Ralph was not at our last meeting because he was at the Midwestern Model Ships and Boats Contest in Manitowoc, Wisconsin. He goes every year and has a good time displaying his model(s) and hobnobbing with other model builders.

Bruce Bollenbach was also there this year and it would seem that the two of them enjoyed the contest very much.

Ralph agreed to take my model of the ADRIATIC and both Ralph and I won awards.

It is a three-day affair and includes dinners and social events (besides the model display which is open to the public) at the Wisconsin Maritime Museum. It is something to think about for next year. We have lots of good modelers in this club and you might want to take the trip to meet and greet fellow ship modelers from other parts of the country. I admit that we are kind of isolated here from the mainstream of ship modeling but give some thought to next year's contest and the chance to see some nice models!

Bob Fivehouse, Skipper

## Minutes of the May 20, 2023 Meeting

The meeting was brought to order by the Skipper, Bob Fivehouse, at 9.30am. Club members stood to attention and recited the Pledge of Allegiance. Nineteen (19) members were present and one guest, Mark Jekot. John Lamb has been in contact with Ed Quam; He is doing well and he is still actively modeling.

### Finances

Steve Lofshult summarized the status of the Savings and Current accounts; the latter account has been increased from the deposit of \$536 received from the book sale and one new member dues. The savings account received accrued interest of \$0.24.

### Old Business

The Club auction event is still planned for November; Jeff Potter has developed procedures that we can use. Members are advised to sort through their modeling gear for things to sell.

We continue to look for venues that would be suitable for a Club model show. In this regard, the Denver Public Library has been excluded as it is under major renovation.

### New Business

No discussion items were presented.

### Show & Tell

**Jeff Potter** brought his group build model. He has completed the hull and decking. His model building will be suspended as he is now in the final stages for a move to Florida.

**Martin Jelsema** introduced us to a book he is reading entitled “The Building of Wooden Fighting Ships”. It describes the shipyards that were used in the 1700’s to build vessels for the Royal Navy, how they obtained materials and what construction techniques were employed. Definitely, a good read.

**Mark Jekot (guest)** showed us the first of three boats obtained from Shipwrights kits. This model is a Grand Banks dory and is in display form. It has taken him 40 hours to build so far.

**Martin Terr** brought his model of the Santa Maria; He is also building the Sovereign of the Seas at home. He is concerned that in completing both boats, the rigging will swamp the overall appearance and diminish the hull and fittings beauty. He has used bees wax to darken the standing rigging and ratlines/ shrouds. For the hull, he is considering a white base coat in order to highlight the finishing coats.

**Gary Broeder** displayed a part build model of an Italian training ship. This handsome model has a completed hull with intricate deck fittings. The hull was first planked with balsa and completed with walnut. The walnut fittings will lighten with time. He has considered a shellac or using cherry wood.

### Presentation


**Using a Vacuum Forming Machine by Chuck Stroble** The machine forms plastic parts that can be used in modeling and is especially useful when multiple copies are needed. An example would be in crafting ships boats or fabricate trim. The machine can be obtained from MicroMart; Sheets of styrene or PVC.

Firstly, a mold/plug needs to be fabricated from which the plastic parts are made. Heat is applied followed by a vacuum, after which the plastic is formed around the mold. Experience is needed to control the process and avoid wrinkles.

Respectfully submitted, Jim Cuscaden, Clerk



Mark Jekot’s (guest) Grand Banks Dory



Martin Jelsema’s book



Jeff Potter’s group build of the Harvey



Martin Ters’s Santa Maria



Gary Brouder’s Italian training ship



Chuck Stroble demonstrating his vacuum forming machine

## Shipwright's Workshop June 3, 2023

Another lightly-attended workshop. Just a reminder to those who have never attended a workshop: It's a lot of fun. And if you're having trouble with your build, there are folks here that are willing to help. Oh, there will be donuts



Martin Jelsema

Steve Lofshalt



Ralph Buckwalter

Bob Fivehouse




Alice Sampson



Hugh Long



Jay Phillips



Tim Brown


## A Teaser to Jay Philips' June Meeting Presentation

A New way to look at an old ship. This presentation is a 25 minute YouTube video showing a 3-D computer generated fly-through of HMS Victory. Graphics are excellent, and give a good feel for the ship's construction. But... the programmer who produced the video does not have a nautical background and he made a few mistakes. Part of the fun will be pausing the video so the audience can correct these mistakes, or add additional detail.

## Manitowoc Results

**Ralph Buckwalter** and **Bruce Bollenbach** attended the 45th Midwestern Model Ships & Boats Contest two weeks ago. Ralph submitted his model of the Volunte which won a Silver medal. He also brought back Bob Fivehouse's Adriatic which won a Gold. Bruce just came for the fellowship , so he did not enter a competition.


Our club sponsors the annual "Modeler's Choice" award which was won this year by Gary Kosiork for his 3-foot model of the USS Hornet.



Bob Fivehouse's Gold winning scratch-built Adriatic



Ralph Buckwalter's Volute won a Silver



Gary Kosiork won the Modeler's Choice award of the USS Hornet.  
The award is sponsored by our club. Gary is not a member.

## Bruce Bollenbach's Manitowoc Diary

Just got back from the Midwestern Model Ships and Boats Contest in Manitowoc Wisconsin! Had a great time and can highly recommend attending it next year.

I stayed at the Inn on Maritime Bay. It's right next door to the Wisconsin Maritime Museum, where the contest is held. The Inn is presently undergoing a renovation with a new owner so Chaos reigned but the staff was friendly and helpful, the accommodations comfortable.

I arrived early. The Wharf is a good lunch spot, just across the river from the museum. The barmaid's name is Kami, who will introduce you to those sitting next to you and offer expert advice on some good beer! Tip her well.

Events started Friday night with a dinner at the Harborside Restaurant, a good old Wisconsin Supper Club with great food. Met lots of friendly people willing to swap jokes and talk ship modeling. All encouraging me to bring a model to enter next year.

For breakfast the Inn supplied continental fare but I walked over to Dali's at 8th and York for a hearty omelet. So good, we came back for lunch.

The Wisconsin Maritime Museum devotes a large meeting room to host the ship models brought for the competition. There must have been about 50 – 60 of them I would guess. All were of good quality and I took plenty of notes as to how to improve my own ship model project. The Museum also has a fine collection of ship models on its' own. It took me a good day or more to see everything.

Touring the American Fleet Submarine USS Cobia was great. They will let you go thru it on your own if you like so you can take as long as you want. It constantly reminded me that I should lose some weight, came close to getting trapped!

Saturday afternoon offered presentations by some well know modelers Bob Steinbrunn and Chuck Bauer. They presented a review of their work and how they addressed problems they ran into along the way. Both talks were very inspiring and I found myself taking notes.

Dinner and awards were presented at another Wisconsin Supper Club, Machut's. Lots of laughter, good food, and recognition of great ship modeling efforts. Rocky Mountain Shipwrights were represented by Ralph Buckwalter, Bob Fivehouse, and myself. Congratulations to Ralph and Bob for winning awards!

The contest is sponsored by the Wisconsin Maritime Museum in association with the Nautical Research Guild. The model categories include Scratch Built (3/32"+ and 3/32"- categories), Kit Models (Wood and Plastic categories), Paper Models (scratch and kit categories), Operational models, Dioramas, and Nautical Crafts. Kurt Van Dahm directed the weekend and had a great group of guys helping him, sorry I didn't get more names so I could recognize their efforts and thank them.

Sunday featured modeling talks and people's choice award presentation but I had to scoot out early to get back to town, next year I'll plan a little better. Get started on your entry for next year folks, it's worth the drive!

Bruce Bollenbach

## Aren't These Father's Day Gifts?

- For polo shirts and vests, ask Steve Lofshult at the next meeting.
- For caps, ask John Lamb at the next meeting. (They are back in stock)
- For name badges, ask Rob Cuscaden at the next meeting.



## Selected Informational Resources for Model Builders

### Modelshipbuilder.com

This website has a popular forum with over 1900 members and an extensive group of building logs. They also sponsor group builds and provide an opportunity for members to place articles. In addition archived issues of "Warships and Workboats" and "MSB Journal" can be accessed here. [www.modelshipbuilder.com/](http://www.modelshipbuilder.com/).

### Ships of Scale

This website provides a forum and build logs from around the world, though it is an English language site headquartered in the USA. It was never associated with now-defuncted *Ships In Scale* magazine (whose intellectual properties were acquired by the Nautical Research Guild). <https://shipsofscale.com/sosforums/>

### Nautical Research Guild

Official website for this premier ship building organization. There are articles, links, and NRG news. <http://www.thenrg.org/>

### NRG's Model Ship World

This large, comprehensive site is now operated by the Nautical Research Guild. It's a major forum w build logs and plenty of response to modeler's questions. Also access shop notes, tips, techniques and research. <https://modelshipworld.com>

**FAQ for Ship Model Builders (by John Kropf)** This is a model ship building site which answers all sorts of questions about ship modeling. Many of the links do not work. <http://sites.google.com/site/shipwrightsfaq/>

**John's Nautical & Boatbuilding Page** This site includes mostly life-size boat building material, but its self-proclaimed "Mother of All Maritime Links" can be helpful. <http://www.boat-links.com/>

**Bottled Ship Builder** This is a forum that is all about ship in bottle and miniature building. there's a lot of information on the site for any one interested in ships in bottles and miniatures <http://Bottledshipbuilder.com>

**Model Ship Building Secrets** This is an English blog with a directory , "50 of the Best Model Ship Building Sites" <http://www.modelshipbuildingsecrets.com/resources.html>

**Modeler's Central** – An Australian commercial site that features a blog with many modeling tips as well. <https://www.modelerscentral.com/>

**DeAgostini Model Space** A British commercial site selling kits and tools with a forum filled with build logs of large models <http://forum.us.model-space.com/>

**Arsenal Modelist** – Olivier Bello's ship modeling site featuring 43 short tutorials, closeups of his fine work and a building log. <http://www.arsenal-modelist.com/index.php?page=accueil>

**Wooden Ship Modeling for Dummies (aka Naval Model Making for Dummies)** contains illustrated photos (3000) and videos (200). However, unless you pay to subscribe, you may only access a limited amount of this instructional material. Those unrestricted tutorials are certainly worth exploring. <https://shipmodeling.ca>