



# THE SCUTTLEBUTT

The Scuttlebutt is the official newsletter of the Rocky Mountain Shipwrights. Its objective is to promote, develop and further scale model shipbuilding, as well as study maritime subjects, including art, history and traditions.

August 2024

## Museums: Unlocking the past, igniting the future

Jerry Saltz

### Meeting Information

Shipwrights meet the THIRD Saturday of the month at Rockler Woodworking and Hardware, 2553 S. Colorado Blvd. Denver. The store opens at 9:00 am and the meeting starts at 9:30.

### No August Meeting – Club Picnic instead

There will not be a club meeting (or presentation) in August, instead we are having our Club Picnic. For more information, please see the [article](#) in this issue.

**Next Meeting: Sept. 21, 2024**

### Arvada Workshop

The workshop is on the FIRST Saturday of every month beginning at 9:00 am at the Arvada City Hall, Police entrance. The address: 8101 Ralston Road.

**Next workshop: Sept. 7, 2024**

### Officers

**Commodore**..... Bob Fivehouse  
**Skipper**.....Martin Jelsema  
**First Mate**..... Scott Shilling  
**Purser**.....Scott Shilling  
**Clerk**.....Jay McKeown

### Committees

**Events Chair:** Erik Collett  
**Photographer:** Jay Phillips  
**Historian:** Roger Hanson  
**Scuttlebutt:** Hugh Long  
**Webmaster:** Rob Cuscaden  
**Workshop Chair:** Ralph Buckwalter

### Website

<http://rockymountainshipwrights.org>

### Meet Up Group

<https://www.meetup.com/rocky-mountain-shipwrights/>

## Cargo Hold

Skipper's Log.....	2
RMSW Picnic – August 17th .....	2
Meeting – July 20, 2024.....	3
Show & Tells.....	4
Presentation – Running Rigging.....	6
Get Your Gear .....	8
Workshop – August 3, 2024 .....	8
Passing It On .....	10
Jefferson County Library Display.....	11

MeetUp.com .....	12
A Day at the Museum .....	12
Museum Model Displays .....	13
Sources of Tools, Supplies & Services .....	19
Online Suppliers .....	19
Local Sources .....	20
Selected Informational Resources for Model Builders .....	21

## Skipper's Log

Hi, ship mates:

First up: remember there will be no meeting at Rockler this month, but there will be a picnic instead. It is well-[detailed in this issue](#). I encourage every member to attend along with their family. If you plan to attend, please let Scott Shilling know via email ([scott@workweb.io](mailto:scott@workweb.io)) by August 14<sup>th</sup>. And if you can, bring something tasty to compliment the meat and drinks supplied by the club, including your own beer if you are so inclined.

With all the summer distractions, model making may take a back seat. But it will not be too long until autumn is upon us. And that means another exhibit in October, and an auction in November. So, I hope each member will begin thinking how they can contribute to both events. We will need items for each as well as volunteers to manage and implement them.

In the meantime: Happy modeling!

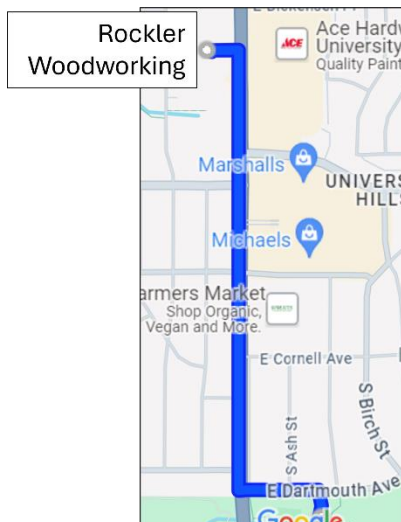
Martin Jelsema, Skipper

## RMSW Picnic – August 17th

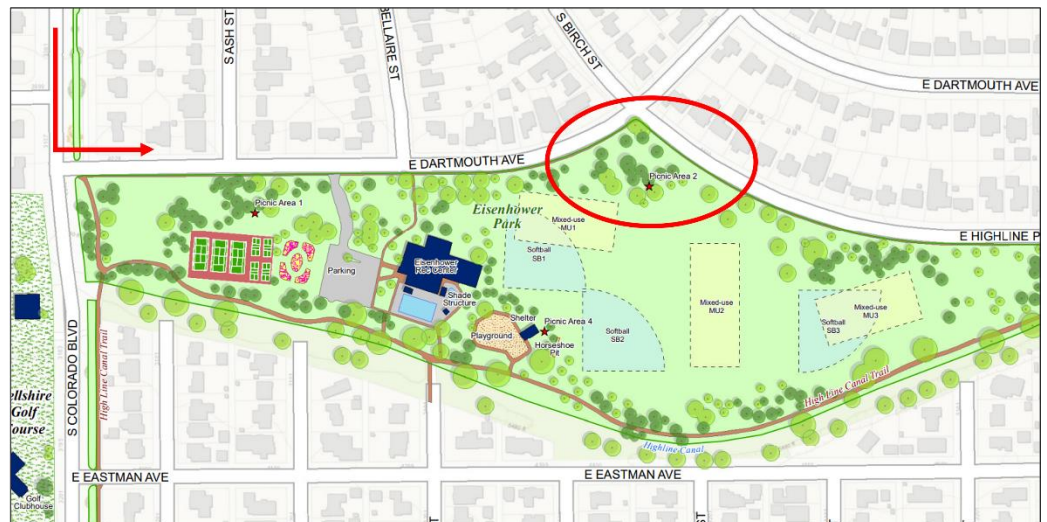
Less than a week to go until the RMSW's picnic at Eisenhower Park (Picnic Site 2). If you have not responded via email to Scott ([scott@workweb.io](mailto:scott@workweb.io)), please take a second and let him know.

The picnic will replace the August meeting but will start at about 11:00 am (instead of 9:00 am). The meat (burgers, brats, and shaved steak), buns, condiments, and soft drinks will be supplied by the club. If you are in my camp, you will be bringing some adult beverages (beer) as well. Members are encouraged to supply side dishes (salads, chips, dessert). Family members are encouraged to come.

The park is on the east side of Colorado Blvd, about a mile south of Rockler.



From Rockler, head south on Colorado Blvd. for 1 mile, turn left on Dartmouth Ave.





## Meeting - July 20, 2024

Our Skipper, Martin Jelsema called the meeting to order at 9:34 am. Members stood at attention and recited the Pledge of Allegiance.

- Seventeen in attendance, no new members.



### Drawing for Rockler Gift Cards:

- Ralph Buckwalter




### Announcements

- Our picnic will be held on August 17th at 11 am at Eisenhower Park. See [RMSW Picnic - August 17th](#) for more information and directions.
  - Family and friends are welcome - and those in attendance said about 20 (members plus family) would attend.
  - Contact Scott to sign up to bring items to eat and to serve.
  - An email blast was sent out on July 22<sup>nd</sup>. Please let Hugh know if you did not receive it so he can update our email list.
- [Nametags](#) for new members are available, reach out to Rob.



- We have sold one of the three donated ships – Banart’s Anteo Rimorchiatore Portuale, an RC wooden tug kit.
  - Two more ships remain to be sold – Corel Victory and the Dandy II tuna boat. Contact Kelly Kling directly at 850-377-4899 as 20% of the proceeds go to the Club.



Kits for sale

- Corel’s HMS Victory
- Dikar’s Dandy II, a tuna boat

### Purser’s Report – Scott Schilling


- RMSW has approximately \$8k between checking and savings - \$0.23 for June interest.
  - Scott received a debit card to manage small purchases and reduce petty cash.
- Discussion on transferring some of our funds to Bellco Credit Union to earn more interest on long-term balances.
  - Motion by Phil, second by Ralph.
  - Discussion:
    - Scott indicated that RMSW can get 4.49% on any balance on a 6-month CD. Query on how much interest we can make before we must disclose. Jay M answered that the limitation is 15% of the annual revenues.
    - Motion passes with one “Nay” vote.

Old Business – None

New Business – None

### Show & Tells

Ralph B gave an update on the Gjoa Norwegian NW Passage boat. The plans don’t agree with each other and the colors don’t seem to match the plans, the pictures, or the actual ship in the [Fram - The Polar Exploration Museum](#) in Oslo, Norway. Ralph continues to push on.



Scott S updated the group on his [San Felipe](#) showing that he has completed the stern gallery. He is now working on pin rails.



**Scott**  
San Felipe's stern gallery is complete

Jay M showed the club his Syren Servo-Matic. It serves ropes together. "Served" is when a smaller diameter rope is wound around a larger diameter rope to help prevent fraying when the larger rope rubs against sails or other rigging. See page 9 in last month's issue (under Standing Rigging) for more info.



**Jay McKeown**  
Showed his Syren Servo-Matic





Doug G showed his PT-109 Boat – He is contemplating weathering. Discussion on the actual hull materials. He would appreciate any color photos of the PT's if available.



**Doug**  
PT-109 Boat

## Presentation – Running Rigging

Martin Ters gave a presentation on Running Rigging.

- He brought his first project from years ago – Corel's "Endeavor"



- He indicated that his walnut hull has lightened in tone over time.
- Standing vs Running Rigging
  - Standing – tarred
  - Running – not tarred





- Advice
  - Put your blocks on the masts and yards ahead of time.
  - If you plan to put on sails, you will need three times the length of running rigging.
  - Use Bees wax to de-fuzz and use thin CA on the knots.



- Q&A
  - Scott S – should we darken our blocks? Yes.
  - Scott S – on the Montanes, thin CA darkened the lines to a point.
    - Martin T – uses thinned-down PVA glue.
    - Bob F – uses shellack on his lines.



- Scott S – running the rigging down to the pin, how do you do it well?
  - Advice on making tools to grab lines, cutting sewing needles at the eye to make a gripper and placer for glue.
  - Martin – take your time.
- Martin J has issues with running the rigging through the fighting top lubber's holes. From [TripBucket](#), the fighting top is the white platform on the lower third of the mast. It is a work platform that experienced sailors climbed to when working in the rig. Experienced sailors climbed around the outer edge to mount the platform, while the inexperienced lubbers went through the lubber's hole near the middle.

**10:47 meeting adjourned.**

## Get Your Gear

- For polo shirts and vests, ask Steve Lofshult at the next meeting.
- For caps, ask John Lamb at the next meeting (they are back in stock).
- For name badges, ask Rob Cuscaden at the next meeting.




## Workshop – August 3, 2024

There were ten members in attendance at the workshop. Attendees: Jim Brooks, Jim Cuscaden, Rob Cuscaden, Martin Jelsema, Steve Lofshult, Jay Phillips, Scott Schilling, and Phil von der Heydt.



**August 8, 2024 - Workshop** 10 in attendance





**August 8, 2024 - Workshop**  
Jim C, Erik C, and Rob C




**August 8, 2024 - Workshop**  
Phil, Steve, Martin, and Scott



## Passing It On

A while back I picked up a youth kit of the "Bermuda" from Alice Sampson's (a Rocky Mountain Shipwright's club member) company [Seaworthy Small Ships](#). Alice and her business partner Julius Spradley recently took the helm of the company and will continue the production of a wide range of wooden toy boat model kits. These high-quality kits allow new and younger modelers the ability to discover the joys of modeling plus their model can sail in about any body of water.



Since my grandson is seven  $\frac{1}{2}$  (he will tell you that he is 8), I thought I would give it a go. He knows about my ship models, and was excited to start his own build. After a quick rundown of the overall process, he started sanding... and sanding, and even more sanding. After he was a bit tired of hand sanding, I let him use my hand-held orbital sander.

He enjoyed using a power tool "all by himself" and heard more than a few times that the tool we will use most

often is our patience.

We then added the fin and talked about painting. He wanted a rainbow pattern but accepted my idea of a red hull with a black stripe. The rainbow would be on the "deck" and "sail". I then explained why we needed to first paint it with a primer.

And while he asked a couple of times "why is it grey?", he humored his grandfather, especially when I gave him the can of spray paint. I wish I would have taken some pictures, but my hands were full of a 7  $\frac{1}{2}$  year old holding a live can of spray paint...

We then let a few coats of primer dry.

On his next visit, we went after the red hull - which first meant taping it off. As with the primer being grey, he asked a few times about the green tape, but again humored me. I put the first piece of tape on, while he did the rest, although I helped keep it where we wanted it. I then let him loose with the brush-on acrylic red paint and he did a few coats.





On his next visit, we removed the tape, and he was AMAZED at the results - saying they looked "like an artist had done them". I pointed out that "he" was the artist.

We then taped off for the black stripe and again I let him do a few coats.




Unfortunately, that is where we stand as both of our lives have been busy plus I have had covid. Next up will be taping off the deck for the rainbow pattern.

### Jefferson County Library Display

We have a display in the Jefferson County Library, highlighting four models, all made by Ralph Buckwalter. Thanks go out to Alice Sampson for setting up the display case.

The models are at the Lakewood Library at 10200 W. 20<sup>th</sup> Ave, Lakewood, CO 80215; on 20<sup>th</sup>, a couple of blocks west of Kipling St. The display will run through the end of August.

The four models are: Kate Cory II (top left), USS Monitor (top right), Fergus (middle), and the Atlantic Luxury Yacht (bottom). For more information on these models, check out Ralph's models on the club's [website](#), under "[Ship Models](#)", then "[Ralph Buckwalter](#)".



## MeetUp.com

Rocky Mountain Shipwrights is on Meet Up. For those that do not know what Meet Up is, it is an online platform for hosting and organizing in-person or virtual activities, gatherings, and events based on interests, hobbies, and professions.

It is free to join, and a terrific way to find activities that you enjoy, from fishing to trivia to model ship building. Currently there are **fifteen meetup members**. Please note that being a meetup member is different than being a member of the club. Meetup allows you to see and RSVP for upcoming events.

To find us, go to [www.meetup.com](http://www.meetup.com), and search for Rocky Mountain Shipwrights or go to <https://www.meetup.com/rocky-mountain-shipwrights/>.

You will find links to our meetings, workshops, and other events. You will have the ability to RSVP to the events, and then download them to your calendar if you like.

## A Day at the Museum

Colorado has a number of great museums ([Denver Museum of Nature & Science](#), [Denver Art Museum](#), and the [Molly Brown House Museum](#) to name a few), but let's face it... none cater to our hobby. Earlier this year, while searching for things to do in Puerto Vallarta that were related to ship or model making, I ran across a few reviews for the Naval Museum of Mexico called the Museo Historico Naval.

And then when I looked to see where it was, I found out it is less than a 10-minute walk from our condominium...

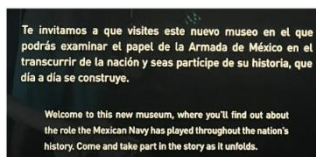
Without knowing, I have walked past it almost every day I am down here on my morning walk for the past 2 years. My wife would tell you that is just another example of how I am not observant, but I have asked a number of my friends down here about it, and none knew what it was until they looked up at the name near the top of the building.



Museo Histórico Naval de Puerto Vallarta  
Historical Naval Museum in Puerto Vallarta

Now to be honest, while on my morning walks on the Malecon, my eyes are normally looking in other directions, either looking out towards the Bay of Banderas, or just people watching on the Malecon, or for safety sake - down at the Malecon (the walkways down here are definitely not ADA compliant - but I'm in Mexico and ADA stand for **Americans** with Disabilities Act). For the most part, I am not looking at the buildings, stores, or restaurants.

The museum has five themed rooms and over 150 artifacts that illustrate the history of Mexico's navy from the time of the conquest to the present, highlighting the country's long-standing connection to the sea. The museum houses permanent collections of naval uniforms, photos, paintings, maps, charts, and navigation instruments. There are also scale models of forts, topographic scale models of the Mexican Republic and several of its ports, and what I was really interested in, **scale models of both historic and modern vessels**. And once you walked into the air-conditioned building, just about everything had translations to English.



There are a number of audio-visual exhibitions, but unfortunately, not all were working and none of them were translated into English. Lucky for me there were not many people in the museum on the day I was there, so no one was upset at me standing at the displays with Google Translate - Camera on my phone running.



Towards the end, there is a unique, five-screen navigation simulator that allowed me to try to pilot a large ship into port through different conditions and environments. Unfortunately there were not any instructions, but I felt pretty good about only crashing my ship three times in about 10 minutes.



## Museum Model Displays





**Siege of  
Mexico-Tenochtitlan**







Schooner Iguala







**La Pinta, La Nina, & Santa Maria**



**ARM Teotihuacan PA-502**  
Coastal Patrol Ship



**ARM P-105**  
Interceptor Patrol Ship





**ARM Huracan A-301**  
Missile Launcher Patrol Ship



**ARM Galeana E-42**  
Frigate



**ARM Allende E-50**  
Frigate



**ARM Blas Godínez C-02**  
Ocean Patrol Ship



**ARM Libertador BAL-02**  
Logistic Ship

**ARM Independencia P-163**  
Ocean Patrol Ship







**ARM Yucatan**  
*School Ship*



**ARM Guanajuato C-07**  
*Gunboat*



**ARM Cuauhtémoc BE-01**  
*Sailing School Ship*



**ARM Zaragoza**  
*Sailing School Ship*



I spent about 90 minutes in the building and would definitely give it two thumbs up. And given its affordable price of forty-five pesos (less than \$3 US), I will be back again. Hope you liked my pictures of the approximately twenty scale models on display.

I would be interested in both local places AND not so local places that you have travelled to (or know of) that highlight scale models. Please let me know of your favorite destinations for viewing models. I have heard that the "Ship Tavern" in the Brown Palace in downtown Denver has several models. Let's see beer and boats... I am in.



## Sources of Tools, Supplies & Services

Rocky Mountain Shipwrights is not affiliated with any of the companies in the lists below (other than the fact that we meet on the **3<sup>rd</sup> Saturday of each month at Rockler**).

The first list is of selected on-line suppliers. The second list is of local suppliers of goods and services that could be of value to ship modelers. And the third list is of additional resources. **These lists can be thought of as incomplete.** If you use or have discovered others, please email them to [hlong222@comcast.net](mailto:hlong222@comcast.net) and they will be added to the lists. With your contributions, we can make these lists a more comprehensive and valuable resource.

### Online Suppliers

#### **Nautical Hobby Shops**

##### [Ages of Sail](#)

Kits, parts, plans, supplies, and tools.

##### [Blue Jacket Shipcrafters](#)

Kits, parts, plans, supplies, and tools.

##### [Cast Your Anchor](#)

Kits, supplies, and tools; based in Canada so shipping is a little longer.

##### [Model Expo](#)

Nautical hobby shop, extensive ship kits, parts, tools, and supplies

##### [Modelers Central](#)

Kits, supplies, plans, and tools

##### [Seaworthy Small Ships](#)

Kits are geared towards new and younger modelers.

##### [Syren Ship Model Fittings and Supplies](#)

Ship model kits, parts, and scale fittings.

##### [Wooden Model Ship Kit](#)

Ship model kits, parts, and scale fittings.

#### **Tools**

##### [Byrnes Model Machines](#)

Top of the Line micro saws, sanders, etc.

##### [Contenti Jewelry Supply](#)

Jewelry tools, fair prices on hand tools, cheap and quality versions of most tools.

##### [MicroMark](#)

Small tool specialist; lots of tools, some ship kits, and ship modelling supplies.

##### [UMM-USA](#)

Modeling tools for plastic and wood models

##### [Razor Blade Company](#)

Many types of cutting blades and handles

#### **Materials**

##### [Cards of Wood](#)

Thin veneer and plywood

##### [Constantines's Wood Center](#)

Wood veneers plus Rockler-like tools and supplies.

##### [National Balsa](#)

Wood supplier, airplane centric but good stock of dimensional strips, sheets, and substantial number of blocks in many types of wood, does have a \$50 minimum order.

##### [Northeastern Scale Lumber](#)

Wood and fabricated wood for models, doll houses and railroad layouts

##### [Saunders Midwest Products](#)

Balsa, basswood and more – strips, sheets, and dowels. Also, beginner boat kits

#### **Parts**

##### [Flags of the World](#)

Info about all types of flags but not a source of nautical modeling flags

##### [I.T. Sitek Props](#)

Scale model ships propellers.

#### **Graphics**

##### [Shapeways](#)

3d printing company, many parts for units ranging from complete ships to figureheads. Also does custom work.

## Local Sources

### [ABC Imaging](#)

77 Klamath St. Denver  
303-573-5757  
Large & small format copying, B&W printing

### [Art Parts Creative Resource Center](#)

3080 Valmont Road, Boulder  
720-379-5328  
Contributed used arts stuff you get for cheap, from chalk to sewing machines, and more.

### [Austin Hardwoods of Denver](#)

975 W Mississippi Ave, Denver  
303-733-1292

**Colpar/Hobbytown** – two locations

#### [Aurora Location](#)

1915 S Havana St, Aurora, CO  
303-341-0414

#### [Lakewood Location](#)

3355 S Wadsworth Blvd, Lakewood, CO  
303-988-5157  
Good local hobby shops, some wood ship kits, lots of supplies and tools.

### [Guirys](#)

Multiple locations  
303-412-6522  
Art supplies and house paints

### [Hobby Lobby](#)

Multiple locations  
Arts and craft supplies

### [Laird Plastics](#)

10004 E 45th Ave, Denver, CO  
866-292-9090  
For plastic case covers ask for Tom

### [Meininger Art Supply](#)

499 Broadway, Denver  
303-698-3838  
Paints, brushes, tools, papers and more

### [Michael's](#)

Multiple locations  
Arts and crafts supplies

### [Plasticare](#)

4211 S Natches Ct Suite K, Englewood, CO  
303-781-1171  
Plastic supplier/resin with customer shop. can do acrylic fabrication & laser engraving.

### [Reynolds Advanced Materials](#)

3920 Grape Street, Denver  
303-399-0202  
Clays, resins, silicone, and lots more

### [Rocky Mountain Train Supply](#)

6060A W 55th Ave, Arvada, CO  
303-456-6702  
Only train shop in Denver, broad selection of supplies, strip wood, details, scenic supplies.

### [Rockler Woodworking and Hardware](#)

2553 S Colorado Blvd, Denver, CO  
303-782-0588  
Home base for wood, tools, and supplies

### [Thinker Tinker Workshop](#)

3735 Ames St. Wheat Ridge, CO 80212  
303-748-9180  
A building and creative space for all ages

### [Woodcraft of Colorado](#)

6770 S Peoria Street, Centennial  
303-290-0007



## Selected Informational Resources for Model Builders

### [Model Ship Builder](#)

This website has a popular forum with over 1900 members and an extensive group of building logs. They also sponsor group builds and provide an opportunity for members to place articles. In addition, archived issues of "Warships and Workboats" and "MSB Journal" can be accessed here.

### [Ships of Scale](#)

This website provides a forum and build logs from around the world, though it is an English language site headquartered in the USA. It was never associated with the now-defunct *Ships In Scale* magazine (whose intellectual properties were acquired by the Nautical Research Guild).

### [Nautical Research Guild](#)

Official website for this premier ship building organization. There are articles, links, and NRG news.

### [Model Ship World](#)

This large comprehensive site is now operated by the Nautical Research Guild. It is a major forum with build logs and plenty of responses to modeler's questions. Also access shop notes, tips, techniques, and research.

### [John's Nautical & Boatbuilding Page](#)

This site includes mostly life-size boat building material, but its self-proclaimed "Mother of All Maritime Links" can be helpful.

### [Bottled Ship Builder](#)

This is a forum that is all about ships in bottles and miniature buildings. There is a lot of information on the site for anyone interested in ships in bottles and miniatures.

### [Model Ship Building Secrets](#)

This is an English blog with a directory, "50 of the Best Model Ship Building Sites".

### [DeAgostini Model Space](#)

A British commercial site selling kits and tools with a forum filled with build logs of large models.

### [Arsenal Modelist](#)

Olivier Bello's ship modeling site features forty-three short tutorials, closeups of his fine work and building logs.

### [Wooden Ship Modeling for Dummies](#) (aka Naval Model Making for Dummies)

The site contains illustrated photos (three thousand) and videos (two hundred). However, unless you pay to subscribe, you may only access a limited amount of this instructional material. Those unrestricted tutorials are certainly worth exploring.



## THE NAUTICAL RESEARCH GUILD

"ADVANCING SHIP MODELING THROUGH RESEARCH"

Annual membership includes our world-renowned quarterly magazine, *Nautical Research Journal*, which features photographs and articles on ship model building, naval architecture, merchant and naval ship construction, maritime trade, nautical and maritime history, nautical archaeology and maritime art.

Other benefits include discounts on annual conferences, ship modeling seminars, NRG products and juried model competitions which are offered exclusively to Guild members. We hope you will consider joining our ongoing celebration of model ships and maritime history.

For more information contact us at: [www.thenrg.org](http://www.thenrg.org) or call 585 968 8111

