



# THE SCUTTLEBUTT

The Scuttlebutt is the official newsletter of the Rocky Mountain Shipwrights. Its objective is to promote, develop and further scale model shipbuilding, as well as study maritime subjects, including art, history and traditions.

April 2025

## Of Trains and Ships

### Monthly Meeting

Shipwrights meet the THIRD Saturday of the month at Rockler Woodworking and Hardware. The store opens at 9:00 am and the meeting starts at 9:30.

**2553 S. Colorado Blvd. Denver, CO 80222**

**Next meeting: April 19, 2025**

### April Presentations

“The Last Gentleman of War” – Jay McKeown tells a story of the German fleet in East Asia during WW I. Admiral von Spee and Captain von Mueller both had interesting stories at the outbreak of hostilities in 1914.

Jay McKeown gives a Practicum on various methods of planking a ship’s decking. Scratch build, false decks, caulking, joggling, waterways, the king plank.

### Arvada Workshop

The workshop is on the FIRST Saturday of every month, beginning at 9:00 am at the Arvada City Hall, Police entrance.

**8101 Ralston Road, Arvada, CO 80002**

**Next workshop: May 3, 2025**

### Officers

**Commodore**.....Martin Jelsema  
**Skipper**..... Phil von der Heydt  
**First Mate**..... Jay McKeown  
**Purser**.....Scott Shilling  
**Clerk**.....Doug Graham

### Committees

**Events Chair:** Erik Collett  
**Photographer:** Jay Phillips  
**Historian:** Roger Hanson  
**Scuttlebutt:** Hugh Long  
**Webmaster:** Rob Cuscaden  
**Workshop Chair:** Ralph Buckwalter

### Website

<http://rockymountainshipwrights.org>

## Cargo Hold

Cargo Hold.....	1
Skipper’s Log.....	2
It is dues-paying Time.....	2
March 15, 2025 Meeting Notes .....	2
Show & Tell .....	4
Presentations.....	5

April 5, 2025 Workshop .....	7
April 5, 2025 Rocky Mountain Train Show .....	8
NRG's Ship Modeler's Handbook .....	9
April 19, 2025 Meeting Agenda .....	10
Creating Flags.....	10
April History .....	11
Get Your Swag .....	14
Website Password .....	14
Sources of Tools, Supplies & Services.....	15
Online Suppliers.....	15
Local Sources.....	16
Selected Informational Resources for Model Builders .....	17

## Skipper's Log

April will likely go down as one of the most publicly visible times for the Rocky Mountain Shipwrights. We made friends with hundreds of the thousands attending the [Rocky Mountain Train Show](#) last weekend. People from all over the country stopped to visit and admired some of our work. Many expressed a wish that they had the ability to do what we do. Some wished that they could join us at the club. Others wished that they could figure out what to do with grandpa's broken-down old model. Many thanks to Scott, Ralph and Alice who joined me over the weekend.

Later this month Scott and I will make a presentation to the Colorado Woodworking Guild which also meets at Rockler's. This is an opportunity for us to explain to them what we do and share some of our techniques and equipment with their talented group.

We have a great program planned for the next meeting, and I hope it isn't snowing so that many of us can make it to enjoy each other's company and the interesting topics.

I have arranged for a post meeting lunch opportunity at the restaurant next-door to Rockler's ([BoHoe Pho Kitchen](#)) where the hostess will have set up a "Skipper's Table" for us to have lunch together. I am hopeful that this can become a routine event every month for additional time to enjoy each other's company.

Fair winds and following seas.

Phil von der Heydt, Skipper  
817-832-7631

## It is dues-paying Time

Yes, it is that time again. The dues are still just \$12.00. Your Purser, Scott Shilling, can take your payment at a meeting or a workshop, or even over the phone using a credit card.

To pay over the phone, call Scott at 720-382-8386.

Please pay as soon as possible.

## March 15, 2025 Meeting Notes

Skipper Phil called the meeting to order at 9:34 am. Members stood at attention and the Skipper led the members in the pledge of allegiance.

- Twenty in attendance: Fred Bell, Ralph Buckwalter, Michael Caramia, Eric Collett, Jim Cuscaden, Rob Cuscaden, Bob Fivehouse, Doug Graham, Martin Jelsema, John Lamb, Steve Lofshult, Hugh Long, Jay Phillips, Russ Markowski, Jay McKeown, David Niss, Robert Rushford, Alice Sampson, Scott Shilling, and Phil von der Heydt



(Left to Right): Phil von der Heydt, Scott Shilling, David Niss, John Lamb, Doug Graham, Rob Cuscaden, Jim Cuscaden, Ralph Buckwalter, Russ Markowski, Steve Lofshult, Martin Jelsema, Michael Caramia, Jay McKeown, Hugh Long, Fred Bell, Bob Fivehouse, Robert Rushford, and Eric Collett  
Not Pictured: Jay Phillips

### **Skippers report:**

- First order, organization for the train show. Need to get volunteers to staff the booth. Working on getting more info out to members and those interested.

### **Purser's Report – Scott Schilling**

- \$10,300 in the bank plus a small amount in cash.

### **Announcements**

- None

### **Old Business**

- Boat show in Wisconsin. Ralph will coordinate taking ships to that show. Contact him for details.

### **New Business**

- Need someone to build duty roster for train show. I would like 3 to 4 boats for display at the show. The show is Saturday and Sunday, April 5th and sixth, with set up on April 4th. Alice was asked to coordinate volunteers for the train show and set up. Contact Alice Sampson, 303-748-9180, [alicesampson@mac.com](mailto:alicesampson@mac.com) for more information.
  - Scott will bring his San Felipe to the train show.
  - Our club flyer (being worked on by Martin J) should hopefully be completed by the date of the show.
    - [Rocky Mountain Train Show - Spring 2025](#)
      - April 5th & 6th
      - Saturday 9:00 AM - 5:00 PM - Open to The Public
      - Sunday 9:00 AM - 4:00 PM - Open to The Public
    - National Western Complex, 4655 Humboldt St. Denver, CO 80216
      - Exhibit Areas: Expo Hall, Hall of Education - East, Hall of Education - West, Stadium Connector E, Stadium Connector W, Stadium Hall
  - The Rocky Mountain Shipwrights have been invited to present to the woodworker club on the 3rd Tuesday of the next meeting in April.





(Left to Right): David Niss, Doug Graham, John Lamb, Rob Cuscaden, Jim Cuscaden, and Ralph Buckwalter



(Left to Right): Ralph Buckwalter, Russ Markowski, Steve Lofshult, Martin Jelsema, Michael Caramia, Jay McKeown, Hugh



(Left to Right): Jim Cuscaden, Phil von der Heydt, David Niss, Scott Shilling, Rob Cuscaden, and John Lamb



(Left to Right): Robert Rushford, Eric Collett, and Alice Sampson

## Show & Tell

John Lamb is selling a new, in the box [USS Constitution kit](#) from [Bluejacket Models](#) in Searsport, Maine.

The kit is currently out of stock but normally costs \$700. John's kit is for sale at \$400... a great price.

The USS Constitution, affectionately known as Old Ironsides, is not just a ship, but a symbol of American strength, resilience, and history.

Commissioned in 1797, this wooden-hulled frigate is the oldest commissioned warship afloat in the world. Its name derives from the belief that the ship's hull was made of iron due to its incredible strength and ability to withstand cannon fire. This earned Old Ironsides its reputation as an unbeatable and invincible vessel.

John recommends Bluejacket's rigging classes. He took one of them several years ago and says they are top notch. I am not sure if they still offer classes but check out their website and contact them if you are interested.



Not John's model




Jay McKeown has a micro-saw for sale at \$140, plus three model kits for sale between \$60 to \$150. Fully assembled models are for sale also.



HMS Endeavor (Bark 1768) - \$60



HMS Neptune - \$150



HMS Prince 1670 - \$150

Bob Fivehouse displayed his completed model of the MINNEWASKA (1909) of the Atlantic Transport Line. She was six hundred' (bp) and about 616' overall. The gross tonnage was somewhere about 15,000. She was one of four similar ships, all of which were lost in the First World War. Bob built the model from a copy of the original plans and the plans John Bowen drew for Model Shipwright. The model is 1:384 (1" =32').



## Presentations

### History

Ralph presented his model of the S.S. Republic.

The S.S. Republic was built in 1854 by John A. Robb at Fells Point. At the outbreak of the Civil War the S.S. Tennessee was seized in New Orleans by Admiral Farragut's marines and became a Union war ship. The ship's name was changed to the U.S.S. Mobil.

In October of 1864 she was caught in a sudden storm and was so irreparably damaged that she had no further military service. The U.S.S. Mobil was sold to Russell



Sturgis in 1865 and renamed the S.S. Republic. She was put into service for W. Robinson's line and sailed from New York to New Orleans. During her third trip she ran into a Hurricane and for 5 days her walking beam engine stalled at top dead center and could not be restarted. On October 25 at 1:30 p.m. a decision was made to abandon ship. At 4:00 p.m. S.S. Republic broke in two and sank. She was carrying an estimated \$400,000 in gold and silver coins to New Orleans to help with the reconstruction of the South after the Civil War. The wreck of the S.S. Republic was discovered by Odyssey Marine Exploration one hundred and eighty years later. The salvage effort recovered about one third of the coins, one of which is displayed in the display case at the bow of the model.

Ralph decided to build the ship after buying a coin salvaged from the ship, but then he decided he would use it as his memorial urn. While building it, he determined that the size would probably not accommodate his remains but instead it has become a delightful story.

## Break



## Knots

Phil and Scott presented a lesson on knots. This knot is called a running knot. It tensions in one direction and slides in the other. One use is when you want to tie a line to a top galleon.



The pair challenged the group to be able to demonstrate a Carrick Bend at the next meeting.





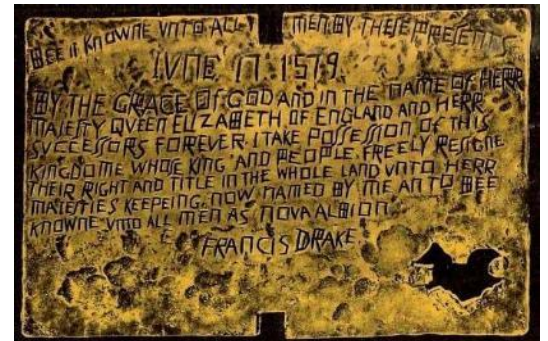
## Mystery

Hugh presented a history of Sir Frances Drake and his fabled brass plate.



According to Sir Francis Drake's "The World Encompassed", during his 1577 expedition to discover the Strait of Anián (a Northwest Passage allowing access between the Arctic Ocean and the Pacific Ocean), he left a monument which included a small brass plate when he camped in Nova Albion (near present day Marin County, California) to repair his ship, the Golden Hind to ready it for a return to England. This monument and plate claimed the area as property of the Queen.


In the early thirties, the plate was found, but in the 1970s it was determined that the plate was a hoax created by the group E. Clampus Vitus as a joke for fellow member Professor Herbert Eugene Bolton. The plate is on display inside the Bancroft Library, UC Berkeley's research center.



Meeting adjourned at 11:10am

## April 5, 2025 Workshop

Saturday's turnout was small, mostly due to the train show being at the same time. There were only seven members in attendance: Ralph Buckwalter, Brian Davies, Terry Duffin, Doug Graham, Dan Hart, Jay Phillips, and Phil von der Heydt.



Jay P - Ancient Egyptian Cargo Ship Research



(Left to Right): Dan H, Ralph B, and Doug G





(Left to Right): Doug G, Ralph B, Dan H, Terry D, Phil vdH, and Brian D

Everybody seems to be pretty busy with their current projects. They are:

- Ralph Buckwalter; Gjoa
- Brian Davies; Brig Eagle
- Terry Duffin; Swift Pilot Boat & Scottish Maid
- Doug Graham; Spirit of Mississippi Stern Wheeler
- Dan Hart; Titanic 1:400
- Jay Phillips; Ancient Egyptian Cargo Ship Research
- Phil von der Heydt; Donuts

### April 5, 2025 Rocky Mountain Train Show

As previously mentioned, our participation at the Rocky Mountain Train Show was extraordinary. Thanks again to Alice Sampson for allowing the club to share her booth.







The train show was a great success. The booth was staffed by Phil, Scott, Ralph, and Alice. Many interesting folks stopped by to admire the art of our hobby, to expressed interest in what we do, and what to do if they were interested in joining the club. We look forward to next year and more members having the opportunity to share their art, and their love of history with youngsters and oldsters from all over the country who attended the show.


[CBS - Colorado: Hobbyists and fans gather at Rocky Mountain Train show](#)

## NRG's Ship Modeler's Handbook

The NRG is proud to announce the publication of the [Ship Modeler's Handbook](#). This limited-edition special issue, published by FineScale Modeler, is a collection of articles taken from the Nautical Research Journal and Ships in Scale Magazine, as well as two original articles found exclusively in this Handbook. The Handbook will appeal to both new modelers and old hands. You will recognize most of the authors' names, some of whom, sadly, are no longer with us.

The handbook is \$13.99, and NRG members are eligible for a 20% discount.

As of 4/5/25, it appears to still be in stock.



## April 19, 2025 Meeting Agenda

Please join us on Saturday April 19<sup>th</sup> at Rockler Woodworking and Hardware for our monthly meeting. The store opens at 9:00 am and the meeting starts at 9:30 am. Rockler is located at 2553 S. Colorado Blvd. Denver, Colorado 80222.

- Flag Ceremony
- Skipper's Report
- Purser's Report
- Old Business
- New Business
- Break
- History presentation (~40 minutes)
  - "The Last Gentleman of War" – Jay McKeown tells a story of the German fleet in East Asia during WW I. Admiral von Spee and Captain von Mueller both had interesting stories at the outbreak of hostilities in 1914.
- Break
- Shipwright Technology presentation (~20 minutes)
  - Jay McKeown gives a Practicum on various methods of planking a ship's decking. Scratch build, false decks, caulking, joggling, waterways, the king plank.
- Knot presentation (7 minutes)
  - Scott & Phil demonstrate a Carrick Bend and Anchor Knot
- Show and Tell
- Adjourn
- Skipper's Table Lunch at [BoHoe Pho Kitchen](#) (next door to Rockler's).

## Creating Flags

I am sure many of you have not been happy with the flags that came with a kit or that you purchased separately and have probably tried any number of things in an attempt to get a flag with which you are happy. The Buccaneer turned Molino that I am working on in Mexico has had me thinking about its flag. The kit came with a Jolly Rodger as it is a generic pirate ship (actually it appears to be loosely fashioned after the Golden Hind), but I've made a number of small enhancements. Normally I am not in favor of modifying a ship, but in this case, the Molino is not a real ship, so it has opened the door, or hatches, to let my imagination run. So far I've either added or have planned to add chase guns/cannons, gun port frames and hatches, a set of steps up to the poop deck (for some reason there weren't any), a plank (it's a pirate ship after all), and I'm trading in the supplied Jolly Rodger with a "No Shoes Nation" flag.

And it is this flag that has had me wondering for a long time how exactly I will get it. For those of you that do not know, "No Shoes Nation" refers to the fan club of country music artist Kenny Chesney, named after his hit song "No Shoes, No Shirt, No Problem". The name is a nod to the casual, relaxed, and fun-loving vibe associated with Chesney's music and fanbase and its symbol is a black flag with a white skull and crossbones... a modified Jolly Rodger.



But the question that has remained in my thoughts is how will I buy or make this?

The question may have been answered when I joined in on the March zoom meeting of the Society of Model Shipwrights. They are a group similar to ours based in Portsmouth, United Kingdom.

John Garnish, one of their members, gave a short presentation called "A Method for Making Realistic Flags and Ensigns." His method uses a regular printer and cigarette paper and is pretty simple.

1. Print the flag or ensign on a regular piece of paper.
2. Tape a piece of cigarette paper onto the paper directly over the printed image.
3. Feed the paper and cigarette paper back into the printer.
4. Print the design again.








Cigarette paper comes in a few colors, with white and tan being the most common. It is sturdy enough to go through a printer if it is taped and is great for smaller flags. For larger flags, try using the tissue paper you use to pack a gift with.

The ink will flow through the paper and be able to be seen on the back side, so only one side needs to be printed.

I have not tried this method yet, but when I researched it on both Model Ship World and Ships of Scale, I found a number of posts that backed up this method of making flags, with a few people suggesting using onion skin paper or tracing paper. The site [Flags of the World](#) was also recommended as a good starting point to find the flag you are looking for.

Please let us know if you have tried this method of making flags.

<b>SW SIZE</b>		<b>SINGLE WIDTH SIZE</b> 70 x 36 mm
<b>1 1/4 SIZE</b>		<b>ONE AND A QUARTER SIZE</b> 77 x 44 mm
		<b>ULTRA SUPER KING SIZE</b> 108 x 36 mm
		<b>KING SLIM SIZE</b> 109 x 44 mm
		<b>SUPER KING SIZE</b> 109 x 54 mm

## April History

At approximately noon EST on February 19, 2025, the SS United States (propelled by tugboats) departed Pier 80 in Philadelphia Pennsylvania and began its journey to Mobile, Alabama. The ship then, like so many times in its history, arrived two days ahead of schedule on March 3, 2025.

Ships leave and arrive in ports around the world every single day so what is so special about this journey? To understand the importance of this journey, one needs to look at the history of the SS United States.

The SS United States is an American ocean liner that was built during 1950/51. She is the largest ocean liner to be constructed in the United States and possibly more importantly, the fastest ocean liner to cross the Atlantic Ocean in either direction. In recognition, she earned the Blue Riband (an unofficial accolade given to the passenger liner crossing the Atlantic Ocean in regular service with the highest average speed) on her maiden voyage in 1952, a title that remains uncontested to this day.

During its day, the ship served as an icon for the nation, transporting celebrities and immigrants from 1952 to 1969. Her design included innovations in steam propulsion, hull form, fire safety, and damage control. It was a ship way ahead of her times.

In 1969, the United States was surprisingly removed from service. All planned cruises were canceled, and the ship changed owners repeatedly for the next several decades. Every owner attempted to make the ship profitable, but she was aging and poorly maintained. In 1984, her interior furnishings were sold at auction, and the rest of her interiors were stripped to the bulkheads and sold in 1994.

The design of the SS United States was so innovative that the details of her construction were kept top-secret. She was the first passenger liner to be built almost entirely in a graving dock – safely out of the public eye. She was also over one hundred feet longer than the Titanic.

In 1996, she was towed to Philadelphia, where under the support of the [SS United States Conservatory](#) group she sat until late last year when on August 30, 2024, Florida's Okaloosa County announced its plan to buy the ship and sink her as the world's largest artificial reef off Destin-Fort Walton beach. The project will take about 18 months and cost an estimated \$10 million.

Many in the maritime world were set back with this news. How can this icon, this amazing feat of nautical design and engineering, basically be taken out behind the barn and put down? Why couldn't she be restored and made into a floating hotel or museum? Why must she be scuttled and sink beneath the waves? The answer is complex,



but I feel it really comes down to money - how much it would cost to renovate her plus how little she would probably make from tourists once restored.

It was during her time in Philly that I first saw her and had no idea who she was. I traveled to Philly for business on a regular basis, then later moved there for a brief period of time. I am sure at some point I researched the name of this hulking "rust-bucket" that I drove past on a regular basis, but I do not remember doing anything else. I just thought it strange that a ship in this "much disrepair" was sitting vacant year after year. Now more than 20 years later, I know more of the story.

I am sad that she will be scuttled, but feel it is a lot better than being scraped. And being made into an artificial reef is a particularly good "rebirth," at least to me.



Look at the links below and let us know what you think about the fate of the grand old ship.

[Wikipedia](#)

Videos:

[The SS United States Departing Philadelphia](#)

[The glory days of the SS United States are remembered](#)

Every month there are hundreds if not thousands of maritime historical events, but here are a few that I pulled out.

### **Mutiny on the Bounty**

Have you seen the movie "[Mutiny on the Bounty](#)"? The actual events began on April 28, 1789, and occurred in the South Pacific Ocean. Crew members, led by acting-Lieutenant Fletcher Christian, seized control of the ship from their captain, Lieutenant William Bligh, and set him and eighteen loyalists adrift in the ship's open launch. Bligh navigated more than 3,500 nautical miles (6,500 km; 4,000 mi) to reach safety and began the process of bringing the mutineers to justice.

Fourteen mutineers were captured in Tahiti and imprisoned on board Pandora, which then searched without success for



Christian's party. Of the fourteen, four died on the Pandora while returning to England. The ten surviving mutineers were court-martialed; four were acquitted, three were pardoned, and three were hanged.



Christian's group remained undiscovered on Pitcairn Island until 1808, by which time only one mutineer, John Adams, remained alive. His fellow mutineers, including Christian, were dead, either killed by one another or by their Polynesian companions. No action was taken against Adams. Descendants of the mutineers have lived on Pitcairn Island to this day.

[The Bounty: A Geographic History](#)

[The True Story of Mutiny & Murder On The High Seas | Mutiny on HMS Bounty](#)

[Short Documentary on Captain William Bligh of the Mutiny on the Bounty](#)



## Department of Navy

Did you know that the Department of the Navy is approaching 130 years old? On April 30, 1798, President John Adams established the Department of the Navy and provided for a secretary and clerical staff. The salary for the post of Secretary of the Navy was set at \$3,000.

[United States Department of the Navy](#)

## Civil War and Fort Sumter

The Civil War began on April 18, 1861 - but why do I have this listed as a part of maritime history? The first shots were fired by the Confederates on Fort Sumter, a sea fort in Charleston Harbor, South Carolina.

The Confederate batteries opened fire on the fort, firing for thirty-four straight hours. Captain Abner Doubleday (yes, that Abner Doubleday), the fort's second in command, was given the honor of firing the Union's first shot, in defense of the fort.

Another interesting fact is that the first fatality of the Civil War was due to "friendly fire" when a Confederate soldier bled to death after having been wounded by a misfiring cannon.

I have been lucky enough to visit Fort Sumter a few times and am always blown away by the distance that the Fort was fired upon from; some locations being over two miles away. Two miles may not sound like a lot, but this was 1861! If you are ever near Charleston South Carolina, I whole heartily recommend taking the tour. And if you are this close, I recommend swinging by Fort Wagner about twenty miles away. I was never able to go, but this is the fort from the 1989 movie "Glory".

[Fort Sumter](#)


[Fort Sumter and Fort Moultrie](#)

[Where the Civil War Began | Fort Sumter](#)

## Robert Peary and the Furthest North

On April 21, 1906, on his seventh expedition to reach the North Pole, arctic explorer Commander Robert E. Peary reached latitude 87 degrees 6 minutes north. This is the closest any human had come to reaching the earth's northernmost point to date.

[Robert Peary](#)



## Ernest Shackleton and the James Caird

Ten years later, on April 24, 1916, Ernest Shackleton and three crew members set out in the James Caird, one of the lifeboats from the Endurance. They left Elephant Island to get help for the remaining crew from his failed Antarctic expedition. The dangerous journey was successful, and all of his crew were rescued.

[Voyage of the James Caird](#)

[The Priceless Objects That Saved The Lives Of Shackleton And All His Men](#)



## Women allowed to Fly Combat Missions

And most recently, on April 28, 1993, Secretary of Defense Les Aspin lifted the ban on women flying combat missions and promises to do what he can to end the barriers against women serving on combat vessels. A few months later on November 30, 1993, President William J. Clinton signed legislation allowing women to serve on combat ships.

[The First 5 Women to Fly Combat Missions for the United States](#)

## Get Your Swag

- For polo shirts, caps, and vests, ask **Scott Shilling** at any meeting.
- For name badges, ask **Rob Cuscaden** at any meeting.



## Website Password

Club members have access to the archive of the Scuttlebutt on the website. This portion of the [website](#) is locked to members only. If you cannot access them, please let me know and I will get you your password.



## Sources of Tools, Supplies & Services

Rocky Mountain Shipwrights is not affiliated with any of the companies in the lists below (other than the fact that we meet on the **3<sup>rd</sup> Saturday of each month at Rockler**).

The first list is of selected on-line suppliers. The second list is of local suppliers of goods and services that could be of value to ship modelers. And the third list is of additional resources. **Think of these lists as incomplete.** If you use or have discovered others, please email them to [hlong222@comcast.net](mailto:hlong222@comcast.net) and they will be added to the lists. With your contributions, we can make these lists a more comprehensive and valuable resource.

### Online Suppliers

#### **Nautical Hobby Shops**

##### [Ages of Sail](#)

Kits, parts, plans, supplies, and tools.

##### [Blue Jacket Shipcrafters](#)

Kits, parts, plans, supplies, and tools.

##### [Cast Your Anchor](#)

Kits, supplies, and tools; based in Canada so shipping is a little longer.

##### [Model Expo](#)

Nautical hobby shop, extensive ship kits, parts, tools, and supplies

##### [Modelers Central](#)

Kits, supplies, plans, and tools

##### [Seaworthy Small Ships](#)

Kits are geared towards new and younger modelers.

##### [Syren Ship Model Fittings and Supplies](#)

Ship model kits, parts, and scale fittings.

##### [Wooden Model Ship Kit](#)

Ship model kits, parts, and scale fittings.

#### **Tools**

##### [Byrnes Model Machines](#)

Top of the Line micro-saws, sanders, and other tools

##### [Contenti Jewelry Supply](#)

Jewelry tools, fair prices on hand tools, cheap and quality versions of most tools.

##### [MicroMark](#)

Small tool specialist; a small selection of ship kits, and ship modelling supplies.

##### [UMM-USA](#)

Modeling tools for plastic and wood models

##### [Razor Blade Company](#)

Cutting blades and handles

#### **Materials**

##### [Cards of Wood](#)

Thin veneer and plywood

##### [Constantines's Wood Center](#)

Wood veneers plus Rockler-like tools and supplies.

##### [National Balsa](#)

Wood supplier, airplane centric but good stock of dimensional strips, sheets, and substantial number of blocks in different types of wood. It may have a \$50 minimum order.

##### [Northeastern Scale Lumber](#)

Wood and fabricated wood for models, doll houses and railroad layouts

##### [Saunders Midwest Products](#)

Balsa, basswood and more – strips, sheets, and dowels. Also, beginner boat kits

#### **Parts**

##### [Flags of the World](#)

Info about all types of flags but not a source of nautical modeling flags

##### [I.T. Sitek Props](#)

Scale model ships propellers.

#### **Graphics**

##### [Shapeways](#)

3d printing company with parts for units ranging from complete ships to figureheads. Also does custom work.

## Local Sources

### [ABC Imaging](#)

77 Klamath St. Denver  
303-573-5757  
Large & small format copying, B&W printing

### [Art Parts Creative Resource Center](#)

3080 Valmont Road, Boulder  
720-379-5328  
Contributed used arts stuff you get for cheap, from chalk to sewing machines, and more.

### [Austin Hardwoods of Denver](#)

975 W Mississippi Ave, Denver  
303-733-1292

### **Colpar/Hobbytown** – two locations

#### [Aurora Location](#)

1915 S Havana St, Aurora, CO  
303-341-0414

#### [Lakewood Location](#)

3355 S Wadsworth Blvd, Lakewood, CO  
303-988-5157  
These are good local hobby shops that have a selection of wood ship kits, supplies, and tools.

### [Guirys](#)

Multiple locations  
303-412-6522  
Art supplies and house paints

### [Hobby Lobby](#)

Multiple locations  
Arts and craft supplies

### [Laird Plastics](#)

10004 E 45th Ave, Denver, CO  
866-292-9090  
For plastic case covers ask for Tom

### [Meininger Art Supply](#)

499 Broadway, Denver  
303-698-3838  
Paints, brushes, tools, paper, and more

### [Michael's](#)

Multiple locations  
Arts and crafts supplies

### [Plasticare](#)

4211 S Natches Ct Suite K, Englewood, CO  
303-781-1171  
Plastic supplier/resin with customer shop. can do acrylic fabrication & laser engraving.

### [Reynolds Advanced Materials](#)

3920 Grape Street, Denver  
303-399-0202  
Clays, resins, silicone, and more

### [Rocky Mountain Train Supply](#)

6060A W 55th Ave, Arvada, CO  
303-456-6702  
Only model-train store in Denver, broad selection of supplies, strip wood, details, scenic supplies.

### [Rockler Woodworking and Hardware](#)

2553 S Colorado Blvd, Denver, CO  
303-782-0588  
Home base for wood, tools, and supplies

### [Thinker Tinker Workshop](#)

3735 Ames St. Wheat Ridge, CO 80212  
303-748-9180  
A building and creative space for all ages

### [Woodcraft of Colorado](#)

6770 S Peoria Street, Centennial  
303-290-0007



## Selected Informational Resources for Model Builders

### [Model Ship Builder](#)

This website has a popular forum with over 1900 members and an extensive group of building logs. They also sponsor group builds and provide an opportunity for members to place articles. The site also has archived issues of "Warships and Workboats" and "MSB Journal."

### [Ships of Scale](#)

This website provides a forum and build logs from around the world, though it is an English language site headquartered in the USA. It was never associated with the now-defunct *Ships In Scale* magazine; those are the intellectual property of the Nautical Research Guild.

### [Nautical Research Guild](#)

Official website for this premier ship building organization. There are articles, links, and NRG news.

### [Model Ship World](#)

The Nautical Research Guild operates this large comprehensive site. It is a major forum with build logs and responses to modeler's questions. Also access shop notes, tips, techniques, and research.

### [John's Nautical & Boatbuilding Page](#)

This site includes mostly life-size boat building material, but its self-proclaimed "Mother of All Maritime Links" can be helpful.

### [Bottled Ship Builder](#)

This is a forum that is all about ships in bottles and miniature buildings. Information for anyone interested in ships in bottles and miniatures.

### [Model Ship Building Secrets](#)

This is an English blog with a directory, "50 of the Best Model Ship Building Sites".

### [DeAgostini Model Space](#)

A British commercial site selling kits and tools with a forum filled with build logs of large models.

### [Arsenal Modelist](#)

Olivier Bello's ship modeling site features forty-three short tutorials, closeups of his fine work and building logs.

### [Wooden Ship Modeling for Dummies](#) (aka Naval Model Making for Dummies)

The site contains illustrated photos (three thousand) and videos (two hundred). However, unless you pay to subscribe, you may only access a limited amount of this instructional material. Those unrestricted tutorials are certainly worth exploring.



## THE NAUTICAL RESEARCH GUILD

"ADVANCING SHIP MODELING THROUGH RESEARCH"

Annual membership includes our world-renowned quarterly magazine, *Nautical Research Journal*, which features photographs and articles on ship model building, naval architecture, merchant and naval ship construction, maritime trade, nautical and maritime history, nautical archaeology and maritime art.

Other benefits include discounts on annual conferences, ship modeling seminars, NRG products and juried model competitions which are offered exclusively to Guild members. We hope you will consider joining our ongoing celebration of model ships and maritime history.

For more information contact us at: [www.thenrg.org](http://www.thenrg.org) or call 585 968 8111

