



THE SCUTTLEBUTT

The Scuttlebutt is the official newsletter of the Rocky Mountain Shipwrights. Its objective is to promote, develop and further scale model shipbuilding, as well as study maritime subjects, including art, history and traditions.

July 2025

The Heat is On!

Monthly Meeting

Shipwrights meet the THIRD Saturday of the month at Rockler Woodworking and Hardware. The store opens at 9:00 am and the meeting starts at 9:30.

2553 S. Colorado Blvd. Denver, CO 80222

Next meeting: July 19, 2025

June Presentation

Hugh Long presents "Shipwrecks That Changed Our Understanding of History." Beyond tragic tales and lost treasures, some shipwrecks offer unprecedented insights that have reshaped our history.

Arvada Workshop

The workshop is on the FIRST Saturday of every month, beginning at 9:00 am at the Arvada City Hall, Police entrance.

8101 Ralston Road, Arvada, CO 80002

Next workshop: Aug. 2, 2025

Officers

Commodore.....Martin Jelsema
Skipper..... Phil von der Heydt
First Mate..... Jay McKeown
Purser.....Steve Lofshult
Clerk.....PENDING

Committees

Events Chair: Erik Collett
Photographer: Jay Phillips
Historian: Roger Hanson
Scuttlebutt: Hugh Long
Webmaster: Rob Cuscaden
Workshop Chair: Ralph Buckwalter

Website

<http://rockymountainshipwrights.org>

Cargo Hold

Cargo Hold	2
Skipper's Log.....	2
Steve Lofshult – The Return of the Purser	3
June 21, 2025 Meeting	3
History & Mystery – H.L. Hunley	4
Shipwright Technology – Carrick Bend & Anchor Knot.....	5
Carrick Bend.....	5
Anchor Knot (Hitch)	6
Show & Tell	6
July 5, 2025 Workshop.....	8
2025 Picnic!	10
We still have kits!	11
“Thanks” to Melinda McGann	12
July 19, 2025 Meeting Agenda	12
Painting Tips – Painting a Straight Line.....	13
Ships In Scale Magazine	14
Recently Discovered Shipwrecks	15
HMS Endeavour	15
16 th Century Merchant Shipwreck found off France	16
Club Tools	16
The Lost Pirate Kingdom - Netflix	18
Build Logs	18
Get Your Swag	20
Website Password	20
Sources of Tools, Supplies & Services.....	21
Online Suppliers.....	21
Local Sources.....	22
Selected Informational Resources for Model Builders	23

Skipper's Log

A [reminder to sign up for the barbecue](#) on July 20. The **deadline to confirm attendance is July 11**, to allow for sufficient planning regarding food quantities. Attendees are welcome to bring their spouse or significant other. For more information, please see [2025 Picnic!](#)

The latter part of this year includes several events. The meeting on July 19 will feature the introduction of audiovisual technology, as well as an interesting presentation on Shipwrecks That Changed Our Understanding of History by Hugh.

Individuals interested in leadership roles over the next six months are encouraged to get involved. Due to the previous secretary's family commitments, someone will be needed to assume that responsibility. Additionally, the annual boat show is scheduled for October 19 and 20, requiring a committee for organization. This year, a Shipwrights store will offer a range of inventory kits for purchase by both members and non-members. [John McGann's family has contributed fourteen additional model kits](#); a list of all available kits, including those from John, can be found [here](#).

Fair winds and following seas.

Phil von der Heydt, Skipper

Bvdh@aol.com


817 832 7631

Steve Lofshult – The Return of the Purser

By now, most of you know that our Purser, Scott Shilling, has moved onto calmer seas aboard the 5-foot sailing vessel named “Salty”.

Steve Lofshult graciously accepted the role of Purser, a role he held for a number of years before stepping down about 18 months ago.

If you would like to know more about Steve, look at the April 2024 issue of the Scuttlebutt as there was an article about him. This issue, along with many others can be found on our [website](#). This portion of the website is password protected so if you do not know your password, please let us know as there is not a way to recover your password through the site.



June 21, 2025 Meeting

There were seventeen attendees at the meeting (including two guests/spouses). They were Fred Bell, Ralph Buckwalter, Bob Fivehouse, Dan Hart, Duane Holmes, Steve Lofshult, Jay McKeown, David Niss, Mark Persichetti, Carol & Jay Phillips, Bob Rushforth, Alice Sampson, Beth & Scott Shilling, Martin Ters, and Phil von der Heydt.

Skipper Phil brought the meeting to order at 9:40 and started with the pledge of allegiance.



(Left to Right): Bob R, Mark P, Martin T, Jay McK, Beth S, Bob F, and Scott S

(Left to Right): Mark P, Martin T, Steve L, Jay McK, Beth & Scott S, Ralph B, Bob F, Duane H, Dan H, David N, and Phil vdH



(Left to Right): Beth & Scott S, Martin T, Duane H, Dan H, Jay McK (partially hidden), Steve L, David N, Mark P, Ralph B, Bob F, and Bob R



Jay McK

Skippers report:

Phil opened with a recount of events that led to the purchase of thirty-one model ship kits. He and Scott Shilling went to Longmont to examine the kits and make an offer. The kits were in great shape, so Phil offered \$900, and the seller accepted. After an analysis of each kit, it was determined that the retail value was over \$9500. They are now available for members to purchase.

He also reviewed having the members participate in the Woodworking Guilds summer BBQ. After a quick count it looks like about ten members will attend. Phil will send out instructions on how to sign up.

He then moved on to the subject of Scott Shilling's resignation as Purser. Steve Lofshult volunteered to take the role. The members voted unanimously to have Steve take the role.

The Woodworking Guild granted the RMSW's group permission to utilize their sophisticated meeting setup. Computers, multiple screens, zooming capabilities are available. He is looking for a couple of tech wise members to volunteer to be taught how to use the system. Bill Bixby, president of the Guild, is working up on how to share some of the costs. They only want cost sharing for their ongoing expenses. They do not want money for the actual hardware.

Pursers report:

After a lot of money movement for the initial purchase of the models and subsequent sales we have \$9,400 in the bank, \$350 in receivables. We have almost recouped our investment in the models. The club now has \$1200 of inventory to sell to members.

The members then took a break to have a look at the Model Kits and visit for a bit. Additional information on the remaining kits can be found [here](#).

(Left to Right): Mark P, Bob R, and David N



(Left to Right): Martin T, Steve L, Jay McK, and Bob F




(Left to Right): Bob F, Dan H, Bob R, and Fred B

History & Mystery – H.L. Hunley

After the break Jay Phillips did a fantastic presentation of the history of the Civil War Hunley.

In 1864 Hunley sank the USS Housatonic with a torpedo on a boom. This was the first sub to sink a ship, but Hunley also sank, killing all crew. The Hunley wreck was found in 1970, raised in 2000 and is on display in Charleston, SC. There has been a lot of speculation about crew activity (or lack thereof) following the attack. Modern research points to the crew being instantly killed by their own explosion. My paper model is a diorama that reproduces a contemporary painting of the Hunley, and uses measurements of the recovered wreck for scale, proportion, and detail.



Shipwright Technology – Carrick Bend & Anchor Knot



Phil von der Heydt and Alice Sampson walked through how to tie both a Carrick Bend and an Anchor Knot



Recently the site [Animated Knots](#) was recommended to me. The site looks top notch; check it out.

Carrick Bend






A Carrick Bend is used to securely join two ropes, and it is readily untied even after a heavy load.



1. Start with two ropes as shown in the first picture.
2. With one rope (blue) form a loop with the tail under the standing end.
3. Pass the other rope (red) under the blue loop and then over
4. and then under as shown.
5. Thread the tail (red) across the loop
6. passing under itself.
7. Then pull both standing ends
8. to tighten the knot.


Anchor Knot (Hitch)

The anchor hitch is an excellent knot to attach a line to an anchor or other stationary item.



1. Start with one rope as shown in the first picture.
2. Loosely wrap the tail twice around the anchor or other item
3. keeping the second wrap slack.
4. Put the tail over the standing end
5. and then under the original wrap
6. to complete the first
7. half hitch.
8. Continue wrapping around the standing end
9. to complete the second half hitch
10. to complete the knot.

Show & Tell



Martin Ters






Dan Hart and his Chinese Junk Restoration



Ralph Buckwalter and his Gjoa



Ralph Buckwalter and his Berbice Baltimore Clipper



The meeting adjourned at 11:45, and several members headed next door for the Skipper's Table Lunch at BoHeo Pho Kitchen.



(Left to Right): Jay & Carol P, Martin T, Dan H, Phil vdH, and Alice S

July 5, 2025 Workshop

Fourteen club members turned out for Saturday's workshop. They were Ralph Buckwalter, Brian Davies, Terry Duffin, Doug Graham, Bob Fivehouse, Dan Hart, Martin Jelsema, Steve Lofshult, Hugh Long: Bluenose & Molino/Buccaneer, Del Milne, David Niss, Jay Phillips, Alice Sampson, and Phil von der Heydt.

In addition to coffee, donuts, and conversation, some work was conducted.



Steve S and his pond yacht restoration



Martin J and his Rattlesnake



Brian D mapping out his Brig Eagle 1814



Ralph B and David N



Hugh L, Dan H, Ralph B, David N, Phil vdH, and Terry D



Dan H, Doug G, Del M, Bob F, David N, and Ralph B



Bob F (partially covered), Hugh L, Dan Hart, Phil vdH



Bob F, Ralph B, Hugh L, David N, and Alice S



Hugh L, Dan H, Ralph B, and David N



Terry D, Del M, Phil vdH, Martin J, Brian D, Dan H, Steve S, and Doug G

Here's what everyone is working on:

- Ralph Buckwalter; Berbice Baltimore Clipper
- Brian Davies; Brig Eagle 1814
- Terry Duffin; Scottish Maid
- Doug Graham: Santa Marie
- Bob Fivehouse; Insulinde
- Dan Hart: Cousteau's Calypso
- Martin Jelsema; Rattlesnake Frigate
- Steve Lofshult; Pond Yacht Restoration
- Hugh Long; Bluenose & Molino/Buccaneer
- Del Milne; Fair American
- David Niss: Cutty Sark
- Jay Phillips; Liberty Ship Research
- Alice Sampson; Wheery Scale Model / CLC
- Phil von der Heydt; Donuts

2025 Picnic!

This year we have partnered with the Front Range Woodturners and the Colorado Woodworkers Guild for our annual picnic. The picnic is open to all members and their immediate family.

The picnic is fast approaching as it is on Sunday July 20th (yes, in only 2 weeks), and as a change, we will still be having our monthly meeting on Saturday 7/19. The club will be picking up the cost, but we do need to have an idea of how many people intend to show up to make sure we have enough of the meat, so we are asking that you follow the link towards the bottom of this email and signup. It only takes a few minutes.

Please RSVP by Friday, 11 July 2025!

While signing up you'll be able to see if any help is still needed (setup, food prep, or cleaning up), if side dishes are needed, as well as saying how many people you plan to bring.

Hope to see everyone on both the 19th and the 20th.

What: Summer Picnic

When: Sunday, 20 July 2025

Time: 11:30am to 3:30pm — Lunch around noon

Location: deKoevend Park, Shelter C

Address: 6301 S University Blvd, Centennial, CO 80121

Food: The clubs will be supplying burgers, brats, dogs, chips, and drinks! Feel free to bring an appetizer, side, or dessert.

There is a great shelter with lots of tables there. We have space for 80 attendees. If you want a comfy (camp) chair, you may want to bring it along!

Note: Please follow the link to the signup and confirm your RSVP. We may have had some tech issues that lost signups.

Please RSVP by Friday, 11 July 2025! Include how many, your club affiliation, and if you want to help with one of the areas above! If possible, please sign up using the webpage.

Web Signup: <https://www.signupgenius.com/go/30E054BA5A72CA5FF2-56722017-front>

We still have kits!

Recently the club was able to purchase 31 models ranging from very easy to very very challenging (see email on 5/27/25). The objective was to purchase these kits so that members could purchase a kit at a heavily discounted price and for new members to not be shell shocked when purchasing their first model.

Of the originally 31 kits, we only have 17 kits remaining.

The kits listed below are still available.

Ship Name	Vendor	Retail Max	Suggested Price	Discount	Scale	Comment	Estimated difficulty
USS Constitution	Model Shipways	699.00	160.00	77%		Length 48". This model does not have masts	Expert
Cutty Sark	Sergal (Mantua)	870.00	200.00	77%	1:78		Expert
Cutty Sark	Sergal (Mantua)	870.00	200.00	77%	1:78	Big Model - Box is crushed - model ok inside	Expert
Royal Caroline 1749	Panart	769.00	175.00	77%			Very Expert
HMS Bellona	Corel	495.00	105.00	79%			Expert
Puritan Coppa America 1885	Mamoli	350.00	75.00	79%	1:50	Length 35	Advanced Intermediate
Canadian Fishing Schooner (blue nose) 1921	Model Shipways	300.00	75.00	75%	1:64	Length 32 Nice looking boat	Intermediate
New York Pilot Boad (Phantom - 1866)	Model Shipways	250.00	70.00	72%	1:96	Small basic boat	Basic - advanced Beginner
New York Pilot Boad (Phantom - 1866)	Model Shipways	250.00	70.00	72%	1:96	Small basic boat	Basic - advanced Beginner
Lancia Armata 1803	Panart	219.00	60.00	73%	1:16	length 24 cool looking boat (row and sail)	Advanced Beginner
King of the Mississippi	Artesania Latina	180.00	50.00	72%	1:80	Length 26	Advanced Beginner
Independence 1775	Artesania Latina	130.00	35.00	73%	1:35	length 29 - nice boat for sure	Advanced Beginner
Baltimore Clipper Schooner Dapper Tom	Model Shipways	125.00	15.00	88%		Length 16 partially built !!! Mistery	Beginner
North Atalantic Fishing Trawler	Lindberg	45.00	12.50	72%	Plastic	Length 17	Easy Beginner
North Atalantic Fishing Trawler	Lindberg	45.00	12.50	72%	Plastic	Length 17	Easy Beginner
Tuna Clipper	Lindberg	38.00	10.00	74%	Plastic	length 14	Easy Beginner
Tuna Clipper	Lindberg	38.00	10.00	74%	Plastic	length 14	Easy Beginner
Kits from John McGann							
HMS BOUNTY	Marine Model Inc.	150.00	35.00		77%	1/4" = 1 ft	Solid hull
YACHT AMERICA 1851	Blue Jacket	150.00	35.00		77%	1/4" = 1 ft	Plank on frame
SEGUIN TUG BOAT	The laughing whale	150.00	35.00		77%	1/4" = 1 ft	Plank on frame
C.W. MORGAN	Marine Model Inc	100.00	25.00		75%		Solid hull

RATTLESNAKE	Model Shipways (1963)	150.00	35.00		77%		Solid hull
WILLIE E. BENNETT	Model shipways (1989)	75.00	15.00		80%	3/8" = 1 ft	solid hull
SEA WITCH	Marine Model Inc.	150.00	35.00		77%		Solid Hull
FRIESE TJALK 1910	Authentic Ship models	100.00	25.00		75%	1:30	Plank on frame
FLYING FISH	Model Shipways	175.00	40.00		77%	1/8" = 1 ft	Solid hull
SOVERIGN OF THE SEAS	A.J. Fisher	175.00	40.00		77%		solid hull
CHARLES MORGAN	Marine Model Inc.	100.00	25.00		75%	5/32" = 1 ft	Solid hull
BENJAMIN LATHAM,1901	Model Shipways (1901)	150.00	35.00		77%	1/4" = 1 ft	Solid Hull
YACHT AMERICA 1851	Blue Jacket (1967)	150.00	35.00		77%	3/16" = 1 ft	Solid hull
PRESSEN , 5 mast Clipper	Heller	150.00	35.00		77%	1:150	Plastic
30' cutter & 28' pinnacle Harold Underhill							plans

"Thanks" to Melinda McGann

A big thianks goes out to the daughter of John McGann, Melinda McGann. She recently donated a number of John's unmade kits and supplies to the club. They are listed [above](#).

July 19, 2025 Meeting Agenda

Please join us on Saturday July 19th at Rockler Woodworking and Hardware for our monthly meeting. The store opens at 9:00 am and the meeting starts at 9:30 am. Rockler is located at 2553 S. Colorado Blvd. Denver, Colorado 80222.

- Flag Ceremony
- Skipper's Report
- Purser's Report
- Old Business
- New Business
- Break
- History and mystery (30 minutes)
 - Hugh Long presents "Shipwrecks That Changed Our Understanding of History"
- Break
- Shipwright Technology
- Show and Tell
- Adjourn
- Skipper's Table Lunch at [BoHeo Pho Kitchen](#) (next door to Rockler's).

Painting Tips – Painting a Straight Line

Ever get to a task and dread that you are supposed to paint something that includes a straight line, like maybe a waterline?

Even when you use some good painter's tape, bleed through is a common issue. Sure, touching up bleed through is not too difficult, but what if you did not need to touch it up, or at the worst, had even less to touch up?

The trick is not just using quality tape but adding a step into the painting process. Here's a great 15 minute [YouTube video](#) by Curtis_Wooden_Shipyard that walks through the process.



1. Paint the original space with a little over-painting. For example, paint a little past a marked waterline.
2. Ensure the paint is dry and tape off where the line (waterline in this example) is actually going to be located.
3. Make sure the tape is securely attached.
4. Paint over the edge(s) of the tape with the SAME color that you just used (which is now covered by the tape).

This is the key step as any bleed through will be in the same color as what the tape is covering. This coat of paint will seal gaps between the tape and the original paint.

5. Once dried, paint a coat of paint using the desired color of paint with a little paint over the edge of the tape.
6. Once dried, gently remove the tape. You should have an exceptionally good straight line between the two colors with truly little or no bleed through.

For a waterline with assorted colors above and below the waterline:

1. Repeat the process with a new taping that covers the waterline color by the width of how wide you want the waterline to be.
2. Paint at the edge of the tape with a coat of paint the SAME color the waterline. This again seals any gaps between the tape and the painted area underneath it.
3. Once dried, re-paint with the desired color.
4. When you remove the tape, there should be an amazing looking straight line between the two colors.

It is always better to start with the lightest color and move to the darkest/deepest color as the lighter color will need fewer coats to get to the desired result.

Recently I had the opportunity to use this technique, but with one significant difference – the different “colors” I was using were a paint (white) and a stain (golden pecan). Both were water-based. To evaluate the process, I:

Stained a piece of scrap wood (same type of wood – basswood). And wiped off any excess stain and let it dry.

Placed a strip of tape over the stain and ensured it was securely attached.

Added a coat of the stain (wiped off excess and let it dry)

Painted white over the tape.

Once dried, I gently removed the tape.

The results were particularly good (the stain you see on the white in the picture on the right is where I did not fully cover the wood with paint) and told me I could use this process on my Bluenose.



Ships In Scale Magazine

< Copied from [Ships In Scale](#)>

Ships in Scale magazine is back and charting a new course for 2026!

Celebrating the art and joy of ship modeling for builders of all levels, Ships in Scale offers practical build logs, step-by-step techniques, inspiring stories, and a wide variety of subjects — from workboats and coasters to classic sailing ships and modern vessels.

Whether you are starting your first kit or refining advanced skills, Ships in Scale provides approachable, hands-on guidance and showcases the creativity and dedication of modelers everywhere.

What's Inside?

- Tool and technique tutorials
- Tips & Tricks
- Product reviews (tools, paints, etc.)
- Scratch-building techniques
- Step-by-step build logs (wood kits)
- Historical articles about ships
- Book reviews
- New kit announcements
- Profiles of modelers and their work
- And more!

Celebrate the Craft of Ship Modeling

Discover new skills, new techniques, and new inspirations in every issue.


Ships in Scale is your trusted source for high-quality, practical, and inspiring content that honors the rich tradition of model shipbuilding.

NOTE THAT OUR FIRST ISSUE WILL BE JAN/FEB 2026

Ships in Scale Magazine is making a comeback under new ownership. It will officially launch in 2026 with the January/February issue, but you can sign up now and get 10% off of your first year's subscription! For more information, view the attached PDF or go to www.ShipsInScale.com.

PRE-ORDER SHIPS IN SCALE TODAY!

- Digital Only - Relaunch Special! - \$35.95
- Print & Digital - Relaunch Special! - \$40.45



Recently Discovered Shipwrecks

Every year more and more shipwrecks are discovered, some more famous than others, and some while not necessarily famous, are important for other reasons. Recently HMS Endeavour and a 500-year-old wreck off the coast of France have been found.

HMS Endeavour

Captain Cook's legendary ship has finally been identified near a New England resort after 250 years.

The HMS Endeavour, commanded by Captain James Cook, embarked on a historic voyage from 1768 to 1771, primarily focused on charting the Pacific Ocean and claiming new lands for Britain. The journey included stops in Tahiti, New Zealand, and Australia, with Cook mapping vast stretches of coastline and making significant scientific observations.

Captain James Cook's HMS Endeavour has been rediscovered in Newport Harbor, Rhode Island. The 97-foot British naval research vessel whose first voyage of discovery was from 1768 to 1771, was deliberately sunk in 1778 during the American Revolutionary War. The ship is significant in Australian history as it was the first European vessel to reach the eastern coast of Australia.

The remains of the historic HMS Endeavour have been definitively located at a site near Newport, Rhode Island. The ship was the first European vessel to reach Australia's east coast.

Read more about the discovery in Fox News: https://apple.news/AtgDKqKEPQG6-kZL_cRz7SQ

For a quick history of the HMS Endeavour, check out this 7-minute [YouTube video](#) by the Australian National Maritime Museum.



16th Century Merchant Shipwreck found off France

A 16th-century merchant shipwreck has been discovered off the coast of France at a record depth of over 2,500 meters (1.5 miles). The wreck, named Camarat 4, was found accidentally during a routine sonar investigation of the French seabed. The discovery is significant because it is the deepest shipwreck ever found in French waters and is remarkably well-preserved due to its depth.

The shipwreck was found approximately 1.5 miles off the coast of Ramatuelle, near Cap Camarat. Initial sonar readings led to the use of a deep-sea autonomous underwater vehicle and then a remotely operated vehicle to capture detailed images of the site. The vessel, likely a merchant ship, was transporting ceramic jugs, plates, and metal bars when it sank. The cargo also included two cauldrons, six cannons, and an anchor. The jugs are decorated with floral and geometric patterns, some stamped with the Christogram "IHS," indicating their origin in 16th-century Liguria.

French authorities believe the site has remained undisturbed due to its depth, which prevented salvaging or looting. Archaeologists are planning to create a 3D digital model of the wreck and extract samples for further study. The discovery offers a rare glimpse into 16th-century maritime trade and adds to France's underwater heritage.



Check out this [video](#) showing the discovery of shipwrecks in the Mediterranean.

Here's [one of the many articles](#) on the discovery. This one is from CBS News.

Club Tools

Did you know that the club has a handful of power tools that club members can check out? They are stored at Rockler, so the best time to check one of them out is at a club meeting (3rd Saturday of each month starting at 9:30am).



General Machinery combination (1"x30" Belt and 5" Disc/Drum) Sander




Craftsman Combination (4"x36" Belt and 6" Disc/Drum) Sander



Dremel drill press




Dremel combination (1"x30" Belt and 5" Disc/Drum) Sander



Mini table saw



Dayton drum sander



Sherline lathe



Unimat SL 1000 Milling Machine



Sherline Series 5400 Milling Machine



These multi-tool/machines perform many functions, including drill press, lathe, grinder/sander, milling, and table/miter saw.

The Lost Pirate Kingdom - Netflix

I recently took a short trip to North Carolina to visit my family. I knew I was in for a long flight, so I thought I would download a movie or series to watch.

I had settled in on either The Lost Pirate Kingdom or Black Sails. It seemed that Black Sails had a bigger budget, was better known, and was longer in overall length, but I decided to download The Lost Pirate Kingdom. My choice was mostly because its screen time was shorter (fit better withing the length of my trip) but also because it was considered a documentary (I am a sucker for docudramas).

The Lost Pirate Kingdom details the real-life pirates of the Caribbean who violently plunder, steal and yet somehow form a surprisingly egalitarian republic. It follows the exploits of Benjamin Hornigold, Edward Thatch "Blackbeard," Henry Jennings, Charles Vane, Samuel Bellamy, Paulsgrave Williams, and of course Anne Bonny.

This limited series originally aired in 2021, and each of the six episodes is around 45 minutes. I cannot vouch for its accuracy, and the cinematography is not the greatest, but the overall series is not bad at all and had me a bit disappointed when I finished the six episodes. It is rated TV-MA due to its Sex & Nudity, Violence & Gore, Profanity, Alcohol, Drugs & Smoking, and Frightening & Intense Scenes. Most of these, other than profanity, are considered moderate.

If you have some time to binge watch it, I recommend it.

What are your favorite movies or series that are related to our hobby?



Build Logs

We've probably all heard of them, and more than likely we have read or watched a number of them, but to create and manage one does take some work and time. Writing one is not for everyone, but for those of us that do write them, there is a certain amount of pride and accomplishment in them.

For me it is a chance to help others as builders have done for me.

The two largest forums that I know of are Model Ship World and Ships of Scale, but there are also tons of video build logs on YouTube. Some are posted by "everyday" builders, while others are created by kit manufacturer like OcCre, but they may be others.

I am comfortable with the written logs, but there is no way I could do a video log – But I am glad that others enjoy creating in that medium.

I am not aware of any club member that posts a video log, but please let us know if you do. Here is a list of club members and links to their respective builds. If you have a build log and would like to add it to this list, please send me your information. I plan to make this section an on-going topic every few months or so. If you or your build log is not shown, I apologize. Please send me your information and I will include it next time.

In the meantime, click on the links below and give these members their due props!

[Model Ship World](#)

[Ships of Scale](#)

Brian Davies - [bdgiantman2](#)

Doug Graham - [Dgraham](#)

Martin Jelsema - [MartinJel](#)

- Models built:
 - Ranger Revenue Cutter - Corel
 - Charles W. Morgan - Scientific
 - CSS Alabama - Mamoli
- Models on Process:
 - Harvey - Artesania Latina
 - Rattlesnake - Mamoli
- Model on the shelf
 - USS Essex (large solid Hull) - Model Shipways
 - Blockade Runner (plastic) - Lindberg

Hugh Long - [HughLo](#)

- Current builds:
 - [Bluenose 1:64 by Model Shipways - Build log - Colorado workshop](#) (July 1, 2025)
 - [Buccaneer 1:100 by Occre - Build log - Vallarta workshop](#) (May 29, 2025)
- Waiting in the wings:
 - [Build Log: Model Shipways 1:32 Willie Bennett Skipjack](#) (Oct. 23, 2023)
 - La Real (Dusek)
 - Wasa (Corel)

Jay McKeown - [CO Jaybird](#)

- [USS Constellation - 1797](#) (May 7, 2025)
- Current build
 - ZHL Le Soleil Royal
- Completed
 - ZHL Black Pearl Golden Edition 2016

Will Pearson - [niwotwill](#)

- Current Build:
 - [HM Cutter Cheerful 1806 by niwotwill - Syren Ship Model Company - scale 1:48](#) (Apr. 13, 2025)
 - Syren by pearwill Model Shipways 1:64 scale
- On Hold:
 - [Washington 1776 by niwotwill - scale 1:48 - Row Galley - NRG plans #121](#) (Mar. 21, 2021)
- Completed Build:
 - [Erycina 1882 by niwotwill - FINISHED - Vanguard Models - scale 1/64 - Plymouth Fishing Trawler](#)
 - Charles W. Morgan by Artesania Latina circa 1988
 - Lowell Grand Banks Dory 1:24 scale by Model Shipways

- Norwegian.Sailing Pram 1:12 scale by Model Shipways
- Muscongus Bay Lobster Smack 1:24 scale by Model Shipways

Jeff Potter - [Cosair](#)

- [Corsair H.M.S. Enterprize Build Log](#) (June 28, 2025)

Scott Shilling - [Scott Shilling](#)

- [San Felipe 1690 from ZHL](#) (Nov. 18, 2024)

Brad Voigt - [BradNSW](#)

- Current Build
 - [Bomb Ketch Salamandre 1:48](#) (July 1, 2025)
- Built and shown in a log:
 - [Bonhomme Richard - Pear Cross section kit \(with scratch duplicate using alder\) Unicorn Model](#)
 - [HMS Serapis - Scratch Build \[COMPLETED BUILD\]](#)
 - [Shortest and Cheapest Build Log Ever? semi customized lifeboat from Model Shipways](#)
- Artesania Latina Kits built in the 1980s (no construction log):
 - 1987 - USS Constellation 1:85
 - 1986 - King of the Mississippi River Boat 1:80
 - 1986 - Scottish Maid 1:50

Get Your Swag

- For polo shirts, caps, and vests, ask **Scott Shilling** at any meeting.
- For name badges, ask **Rob Cuscaden** at any meeting.



Website Password

Club members have access to the archive of the Scuttlebutt on the website. This portion of the [website](#) is locked to members only. If you cannot access them, please let me know and I will get you your password.

Sources of Tools, Supplies & Services

Rocky Mountain Shipwrights is not affiliated with any of the companies in the lists below (other than the fact that we meet on the **3rd Saturday of each month at Rockler**).

The first list is of selected on-line suppliers. The second list is of local suppliers of goods and services that could be of value to ship modelers. And the third list is of additional resources. **Think of these lists as incomplete.** If you use or have discovered others, please email them to hlong222@comcast.net and they will be added to the lists. With your contributions, we can make these lists a more comprehensive and valuable resource.

Online Suppliers

Nautical Hobby Shops

[Ages of Sail](#)

Kits, parts, plans, supplies, and tools.

[Blue Jacket Shipcrafters](#)

Kits, parts, plans, supplies, and tools.

[Cast Your Anchor](#)

Kits, supplies, and tools; based in Canada so shipping is a little longer.

[Model Expo](#)

Nautical hobby shop, extensive ship kits, parts, tools, and supplies

[Modelers Central](#)

Kits, supplies, plans, and tools

[Seaworthy Small Ships](#)

Kits are geared towards new and younger modelers.

[Syren Ship Model Fittings and Supplies](#)

Ship model kits, parts, and scale fittings.

[Wooden Model Ship Kit](#)

Ship model kits, parts, and scale fittings.

Tools

[Byrnes Model Machines](#)

Top of the Line micro-saws, sanders, and other tools

[Contenti Jewelry Supply](#)

Jewelry tools, fair prices on hand tools, cheap and quality versions of most tools.

[MicroMark](#)

Small tool specialist; a small selection of ship kits, and ship modelling supplies.

[UMM-USA](#)

Modeling tools for plastic and wood models

[Razor Blade Company](#)

Cutting blades and handles

Materials

[Cards of Wood](#)

Thin veneer and plywood

[Constantines's Wood Center](#)

Wood veneers plus Rockler-like tools and supplies.

[National Balsa](#)

Wood supplier, airplane centric but good stock of dimensional strips, sheets, and substantial number of blocks in diverse types of wood. It may have a \$50 minimum order.

[Northeastern Scale Lumber](#)

Wood and fabricated wood for models, doll houses and railroad layouts

[Saunders Midwest Products](#)

Balsa, basswood and more – strips, sheets, and dowels. Also, beginner boat kits

Parts

[Flags of the World](#)

Info about all types of flags but not a source of nautical modeling flags

[I.T. Sitek Props](#)

Scale model ships propellers.

Graphics

[Shapeways](#)

3d printing company with parts for units ranging from complete ships to figureheads. Also does custom work.

Local Sources

[ABC Imaging](#)

77 Klamath St. Denver
303-573-5757
Large & small format copying, B&W printing

[Art Parts Creative Resource Center](#)

3080 Valmont Road, Boulder
720-379-5328
Contributed used arts stuff you get for cheap, from chalk to sewing machines, and more.

[Austin Hardwoods of Denver](#)

975 W Mississippi Ave, Denver
303-733-1292

Colpar/Hobbytown – two locations

[Aurora Location](#)

1915 S Havana St, Aurora, CO
303-341-0414

[Lakewood Location](#)

3355 S Wadsworth Blvd, Lakewood, CO
303-988-5157
These are good local hobby shops that have a selection of wood ship kits, supplies, and tools.

[Guirys](#)

Multiple locations
303-412-6522
Art supplies and house paints

[Hobby Lobby](#)

Multiple locations
Arts and craft supplies

[Laird Plastics](#)

10004 E 45th Ave, Denver, CO
866-292-9090
For plastic case covers ask for Tracy

[Meininger Art Supply](#)

499 Broadway, Denver
303-698-3838
Paints, brushes, tools, paper, and more

[Michael's](#)

Multiple locations
Arts and crafts supplies

[Plasticare](#)

4211 S Natches Ct Suite K, Englewood, CO
303-781-1171
Plastic supplier/resin with customer shop. can do acrylic fabrication & laser engraving.

[Reynolds Advanced Materials](#)

3920 Grape Street, Denver
303-399-0202
Clays, resins, silicone, and more

[Rocky Mountain Train Supply](#)

6060A W 55th Ave, Arvada, CO
303-456-6702
Only model-train store in Denver, broad selection of supplies, strip wood, details, scenic supplies.

[Rockler Woodworking and Hardware](#)

2553 S Colorado Blvd, Denver, CO
303-782-0588
Home base for wood, tools, and supplies

[Thinker Tinker Workshop](#)

3735 Ames St. Wheat Ridge, CO 80212
303-748-9180
A building and creative space for all ages

[Woodcraft of Colorado](#)

6770 S Peoria Street, Centennial
303-290-0007

Selected Informational Resources for Model Builders

[Model Ship Builder](#)

This website has a popular forum with over 1900 members and an extensive group of building logs. They also sponsor group builds and provide an opportunity for members to place articles. The site also has archived issues of "Warships and Workboats" and "MSB Journal."

[Ships of Scale](#)

This website provides a forum and build logs from around the world, though it is an English language site headquartered in the USA. It was never associated with the now-defunct *Ships In Scale* magazine; those are the intellectual property of the Nautical Research Guild.

[Nautical Research Guild](#)

Official website for this premier ship building organization. There are articles, links, and NRG news.

[Model Ship World](#)

The Nautical Research Guild operates this large comprehensive site. It is a major forum with build logs and responses to modeler's questions. Also access shop notes, tips, techniques, and research.

[John's Nautical & Boatbuilding Page](#)

This site includes mostly life-size boat building material, but its self-proclaimed "Mother of All Maritime Links" can be helpful.

[Bottled Ship Builder](#)

This is a forum that is all about ships in bottles and miniature buildings. Information for anyone interested in ships in bottles and miniatures.

[Model Ship Building Secrets](#)

This is an English blog with a directory, "50 of the Best Model Ship Building Sites".

[DeAgostini Model Space](#)

A British commercial site selling kits and tools with a forum filled with build logs of large models.

[Arsenal Modelist](#)

Olivier Bello's ship modeling site features forty-three short tutorials, closeups of his fine work and building logs.

[Wooden Ship Modeling for Dummies](#) (aka Naval Model Making for Dummies)

The site contains illustrated photos (three thousand) and videos (two hundred). However, unless you pay to subscribe, you may only access a limited amount of this instructional material. Those unrestricted tutorials are certainly worth exploring.



THE NAUTICAL RESEARCH GUILD

"ADVANCING SHIP MODELING THROUGH RESEARCH"

Annual membership includes our world-renowned quarterly magazine, *Nautical Research Journal*, which features photographs and articles on ship model building, naval architecture, merchant and naval ship construction, maritime trade, nautical and maritime history, nautical archaeology and maritime art.

Other benefits include discounts on annual conferences, ship modeling seminars, NRG products and juried model competitions which are offered exclusively to Guild members. We hope you will consider joining our ongoing celebration of model ships and maritime history.

For more information contact us at: www.thenrg.org or call 585 968 8111

