



THE SCUTTLEBUTT

The Scuttlebutt is the official newsletter of the Rocky Mountain Shipwrights. Its objective is to promote, develop and further scale model shipbuilding, as well as study maritime subjects, including art, history and traditions.

August 2025

Sailing through the Dog Days

Monthly Meeting

Shipwrights meet the THIRD Saturday of the month at Rockler Woodworking and Hardware. The store opens at 9:00 am and the meeting starts at 9:30.

2553 S. Colorado Blvd. Denver, CO 80222

Next meeting: Aug. 16, 2025

August Presentation

Everything that you cannot recall when "Remembering the Maine." An exciting presentation by own Jay McKeown to give us a better understanding of the sinking of the USS Maine and how it became a symbol of American outrage and a call for retaliation against Spain.

Arvada Workshop

The workshop is on the FIRST Saturday of every month, beginning at 9:00 am at the Arvada City Hall, Police entrance.

8101 Ralston Road, Arvada, CO 80002

Next workshop: Sept. 6, 2025

Officers

Commodore.....Martin Jelsema
Skipper..... Phil von der Heydt
First Mate.....Alice Sampson
Purser.....Steve Lofshult
Clerk.....Jay McKeown

Committees

Events Chair: Erik Collett
Photographer: Jay Phillips
Historian: Roger Hanson
Scuttlebutt: Hugh Long
Webmaster: OPEN
Workshop Chair: Ralph Buckwalter

Website

<http://rockymountainshipwrights.org>

Cargo Hold

Cargo Hold	2
Skipper's Log.....	2
July 19, 2025 Meeting	2
History & Mystery – Shipwrecks That Changed Our Understanding of History	5
Show & Tell	5
August 2, 2025 Workshop	7
2025 Picnic!	9
Kits, Kits, and more Kits!	10
August 16, 2025 Meeting Agenda	11
Ship Building Videos	12
ARM Cuauhtémoc Update.....	13
Hull Planking Terminology.....	13
Stonehouse (Fanny) Restoration Request	15
Get Your Swag	15
Website Password	15
Sources of Tools, Supplies & Services.....	16
Online Suppliers.....	16
Local Sources.....	17
Selected Informational Resources for Model Builders	18

Skipper's Log

It is not too early to get excited about the boat show on October 18 and 19th. We have an excellent committee already working on planning for the biggest and best show ever. Therefore, it is time for each of you to be buffing up your two or three best models to present in the show. I am hoping to have each of you bring more than one of your best, including a model in construction, if you have one that is. These models allow people to see how these pieces of art are put together.

We have already started advertising the show and hopefully each of you will be able to pick up posters to take to your usual spots for marketing during September. We have contacted the Boy, the Girl Scouts, and the Sea Scouts to invite them to visit and for the elementary school kids to take home a Raingutter Regatta model kit. We expect also to be able to help them recruit for their organization and to invite the Sea Scouts to be active in our meetings and friends to the club.

This next meeting will be the introduction of the new (to us) audiovisual systems which Dave and Hugh have agreed to do training on. They will be ready to try their skills at our meeting. Soon we will be exploring the option to live stream and record our meetings for those who cannot travel or are snowed in as we were last winter.

I hope to see you all on August 16th and that you will join us for Skipper's lunch afterwards.

Fair winds and following seas.

Phil von der Heydt, Skipper

Bvdh@aol.com

817 832 7631

July 19, 2025 Meeting

There were seventeen attendees at the meeting. They were Fred Bell, Jim Brooks, Ralph Buckwalter, Michael Caramia, Ross Clark, Terry Duffin, Steve Lofshult, Hugh Long, Russ Markowski, Jay McKeown, Del Milne, David Niss, Jay Phillips, Bob Rushforth, Alice Sampson, Martin Ters, and Phil von der Heydt.

Skipper Phil brought the meeting to order at 9:43 am and started with the pledge of allegiance.



(Left to Right): Terry D, Bob R, Del M, Fred B, Ross C, Jay McK, Russ M, Michael C, Ralph B, Martin T, Hugh L, David N, and Steve L

Skipper's Report

Picnic tomorrow – different place than previously announced.

The annual Model Ship Show at Rockler will be on the weekend of October 17-19. We are looking for volunteers to organize participants and entries. Local Scouts and Sea Scouts will be attending and helping. The club will make available some Raingutter Regatta models for the Scouts, plus we will have a store to purchase model kits.

For those of us (myself included) who do not know what the Sea Scouts are, they are a part of the overall Scout structure, with an emphasis on boating and other water-based activities on the sea, rivers, or lakes (canoeing, rafting, scuba, sailboarding). Sea Scouts can provide a chance to sail, cruise on boats, learn navigation, learn how to work on engines, and compete in regattas.

Alice S has labeled prices on all the remaining model ship inventory. John McGann's ships have been added to the "for sale inventory." These kits will be made available at meetings and at the Model Ship Show. The [list of remaining models](#) (although it changes all the time) can be found later in the Scuttlebutt.



(Left to Right): Terry D, Bob R, Del M, Fred B, Ross C, Michael C, Jay McK, Russ M, Ralph B, Martin T, Hugh L, David N, Steve L, and Phil vdH

Purser's Report

June 2025 balances:

- \$568.26 in savings
- \$3,780.49 in checking
- \$5,181.09 in the Certificate of Deposit

This gives the club a total balance of \$9,554.84.

Steve L is working on securing a credit card processing reader for his I-Pad for the club.



(Left to Right): David N, Steve L, Hugh L, Phil vdH, Martin T, Jay McK, Russ M, Ralph B, Terry D, Bob R, Ross C, and Del M



(Left to Right): Jay P, Alice S, Martin T, and Russ M



(Left to Right): Terry D, Alice S, Bob R, Del M, Fred B, Ross C, Michael C, Jay McK, Russ M, Ralph B, Martin T, Hugh L, David N, and Steve L

Old Business

Ralph B and David N have updated the club's laptop. Hugh L donated a remote presenter (allows advancing slides without touching the laptop).

New Business

Alice Sampson made us aware that she has picked up, from the late John McGann's home, several ship kits, tools, and plans for the group. Once she has cataloged the items, they will be included in the Scuttlebutt.

A few officer openings have arisen:

- A vote was taken for Jay McKeown to become Clerk – motion passed.
- A vote was taken for Alice Sampson to become First Mate – motion passed.



(Left to Right): Michael C, Terry D, Russ M, Phil vdH, and Alice S



(Left to Right): Russ M, Michael C, and Steve L

History & Mystery – Shipwrecks That Changed Our Understanding of History

Hugh Long presented Shipwrecks That Changed Our Understanding of History. The presentation covered the following ships:

- Whydah galley - slave ship & pirate ship
 - Golden age of piracy, sunk in 1717, discovered the ship's bell in 1984.
- Vasa – the world's best and only preserved 17th-century ship.
 - Sunk 900 yrs ago, in 100 feet of water, brought up mostly intact in the 1960's.
- Antikythera – Roman-era merchant shipwreck sunk 2600 years ago, found in 1901.
 - In it was found the Antikythera Mechanism - brass piece, 30 plus gear wheels, models irregular orbit of the moon and planets. 1st computer!!



Show & Tell

Jay McKeown - U.S. Constellation

Jay gave an update on his work on the U.S. Constellation. One thing he pointed out was that he created a homemade stand to hold the model firmly while he is working on it. He has finished up the aft quarters and begun working on the detailed decorations. He is now working on the rubbing strake and hawsepipe plates.




Ralph Buckwalter - Berbice Baltimore Clipper

Ralph gave an update on his work on the hull of his Berbice. The hull is bread and butter and was built in two halves (port/starboard). Grooves were then cut into the halves at the spacings of the frames/stanchions using a table saw. The frames/stanchions are then inserted into the grooves, ensuring they are parallel to each other.

To cut the grooves, a mirror is used on the fence side of the table saw (the far side, away from you) since when making the cuts, the center of each half and the keel is facing you. When holding the hull-halves in this manner, you cannot see the marks for each groove (as it is on the opposite side of the operator).

The mirror allows you to see where the cuts are to be made.

In addition to the marks not being visible, the curved hull needs to be held so that the deck remains parallel to the tabletop (grooves perpendicular to the tabletop) for each cut. The grooves are cut at the depth of the frames/stanchions.



Adjourn & Skipper's Table

The meeting adjourned at 11:27, and several members headed next door for the Skipper's Table Lunch at BoHeo Pho Kitchen (next door to Rockler's).



(Left to Right): Phil vdH, Del M, Hugh L, Jay McK, Fred B, and Martin T

August 2, 2025 Workshop

Ten club members along with two guests turned out for Saturday's workshop. They were Jim Brooks, Ralph Buckwalter, Brian Davies, Dan Hart, Steve Lofshult, Hugh Long, David Niss, Carol and Jay Phillips, Alice Sampson, and Phil von der Heydt and guest Matt Rutherford.



(Left to Right): Dan H, Phil vdH, Steve L, Brian D, and David N




Ralph B and David N



(Left to Right): Dan H, Steve L, Hugh L, and Phil vdH



Ralph B and David N



Jay P



Carol P and Steve L – Discussing Sails



Brian D



Matt R, Dan H, and Phil vdH



Jim B and Ralph B



Hugh L and Alice S – Discussing upcoming meeting presentations



Matt R – Upcoming restoration projects (Stonehouse / Fannie) and possibly the Yacht Mary

In addition to coffee, donuts, and conversation, some work was conducted.

Here's what everyone is working on:

- Jim Brooks; Bluejacket "America" #LW143
- Ralph Buckwalter; Berbice Baltimore Clipper
- Brian Davies; Brig Eagle 1814
- Dan Hart; Cousteau's Calypso
- Steve Lofshult; Pond Yacht Restoration
- Hugh Long; Bluenose & Molino/Buccaneer
- David Niss; Cutty Sark and Scottish Maid
- Jay Phillips; Uluburun 3,500 year old shipwreck Research
- Alice Sampson; Wherry Scale Model / CLC
- Phil von der Heydt; Donuts
- Guest: Matt Rutherford; Stonehouse 1865 and Yacht Mary repair/restoration. He is looking for help in restoring the Stonehouse, but hopes to tackle the Yacht Mary himself. More information can be found [here](#).

2025 Picnic!

This year we partnered with the Front Range Woodturners and the Colorado Woodworkers Guild for our annual picnic. The picnic was open to all members and their immediate family.



(Left to Right): Kathy & Fred B, Martin T, Jay P, Hugh L, and Carol P

The picnic was at DeKoevend Park in Centennial, CO. The clubs supplied burgers, brats, dogs, chips, and drinks, while attendees brought the appetizers, sides, and desserts.

Kits, Kits, and more Kits!

Recently the club was able to purchase a number of models ranging from very easy to very very challenging (see email on 5/27/25) at a very good price. The objective was to purchase these kits so that members could purchase a kit at a heavily discounted price and for new members to not be shell shocked when purchasing their first model.

(Left to Right): Del M, Alice S, Fred B, Terry D, Jim B, and Michael C



(Left to Right): Del M, Terry D, Alice S, Martin T, Steve L, Michael C, Jay McK, Ralph B, and Russ M



(Left to Right): Fred B, Terry D, Jim B, Alice S, Jay McK, Ralph B, Del M, and Martin T

Recently John McGann's daughter Melinda reached out to us and donated a number of John's kits, raising our total number of kits for sale to 27. John's kits are wonderful older kits, most with solid hulls. Don't let "solid hull" turn you away from these great kits; think about the beautiful ships you'll build while enhancing skills that you may not currently have.

The inventory constantly changes, so the list below may not be 100% accurate.

Ship Name	Vendor	Retail Max	Suggested Price	Discount	Scale	Comment	Estimated difficulty
USS Constitution	Model Shipways	699.00	160.00	77%		Length 48". This model does not have masts	Expert
Cutty Sark	Sergal (Mantua)	870.00	200.00	77%	1:78		Expert
Cutty Sark	Sergal (Mantua)	870.00	200.00	77%	1:78	Big Model - Box is crushed - model ok inside	Expert
HMS Bellona	Corel	495.00	105.00	79%			Expert
Canadian Fishing Schooner (blue nose) 1921	Model Shipways	300.00	75.00	75%	1:64	Length 32 Nice looking boat	Intermediate
New York Pilot Boad (Phantom - 1866)	Model Shipways	250.00	70.00	72%	1:96	Small basic boat	Basic - advanced Beginner
New York Pilot Boad (Phantom - 1866)	Model Shipways	250.00	70.00	72%	1:96	Small basic boat	Basic - advanced Beginner

Lancia Armata 1803	Panart	219.00	60.00	73%	1:16	length 24 cool looking boat (row and sail)	Advanced Beginner
King of the Mississippi	Artesania Latina	180.00	50.00	72%	1:80	Length 26	Advanced Beginner
Independence 1775	Artesania Latina	130.00	35.00	73%	1:35	length 29 - nice boat for sure	Advanced Beginner
Steam Towboat (Taurus 1900)	Model Shipways	130.00	35.00	73%	1/8" = 1 ft	length 9	Beginner
North Atalantic Fishing Trawler	Lindberg	45.00	12.50	72%	Plastic	Length 17	Easy Beginner
Tuna Clipper	Lindberg	38.00	10.00	74%	Plastic	length 14	Easy Beginner
Tuna Clipper	Lindberg	38.00	10.00	74%	Plastic	length 14	Easy Beginner
Kits from John McGann							
HMS BOUNTY	Marine Model Inc.	150.00	35.00		77%	1/4" = 1 ft	Solid hull
SEGUIN TUG BOAT	The laughing whale	150.00	35.00		77%	1/4" = 1 ft	Plank on frame
C.W. MORGAN	Marine Model Inc	100.00	25.00		75%		Solid hull
RATTLESNAKE	Model Shipways (1963)	150.00	35.00		77%		Solid hull
WILLIE E. BENNETT	Model shipways (1989)	75.00	15.00		80%	3/8" = 1 ft	solid hull
SEA WITCH	Marine Model Inc.	150.00	35.00		77%		Solid Hull
FRIESE TJALK 1910	Authentic Ship models	100.00	25.00		75%	1:30	Plank on frame
FLYING FISH	Model Shipways	175.00	40.00		77%	1/8" = 1 ft	Solid hull
SOVERIGN OF THE SEAS	A.J. Fisher	175.00	40.00		77%		solid hull
CHARLES MORGAN	Marine Model Inc.	100.00	25.00		75%	5/32" = 1 ft	Solid hull
BENJAMIN LATHAM,1901	Model Shipways (1901)	150.00	35.00		77%	1/4" = 1 ft	Solid Hull
YACHT AMERICA 1851	Blue Jacket (1967)	150.00	35.00		77%	3/16" = 1 ft	Solid hull
PRESSEN , 5 mast Clipper	Heller	150.00	35.00		77%	1:150	Plastic
30' cutter & 28' pinnace Harold Underhill							plans

August 16, 2025 Meeting Agenda

Please join us on Saturday August 16th at Rockler Woodworking and Hardware for our monthly meeting. The store opens at 9:00 am and the meeting starts at 9:30 am. Rockler is located at 2553 S. Colorado Blvd. Denver, Colorado 80222.

There is a good possibility that we will be using the sophisticated meeting setup of the Colorado Woodworkers Guild and Front Range Woodturners for the first time during this meeting. While we probably will not be streaming this first meeting, our goal is to be able to stream our meetings sometime soon. The equipment (multiple microphones, screens, and cameras) should enhance the in-person meetings as well.

- Flag Ceremony
- Skipper's Report
- Purser's Report
- Old Business

- New Business

Break

- History and mystery (40 minutes)
 - Everything that you cannot recall when “Remembering the Maine.” An exciting presentation by own Jay McKeown.

Break

- Shipwright Technology
 - Deadeye Jigs: Bring yours and your methods!
- Show and Tell
- Adjourn
- Skipper’s Table Lunch at [BoHeo Pho Kitchen](#) (next door to Rockler’s).

Ship Building Videos

While surfing the internet recently, member Bruce Bollenbach came across a few videos that show how to do things common to model ship building, but instead of being displayed on a model, they are shown on the real thing.

[How to rig a tall ship](#)

[Tall ship repairs, it never ends.](#)

[Knotting big... for a tall ship](#)

[Round Seizing](#)



And it wasn’t just what was being discussed in the video, but also what was being shown in the background as well, such as the lack of a fashion piece where the planking meets the square stern (they seemed to use a cover board instead) or seeing actual lanyards, ratlines, and other lines.

There are any number of videos like these – so if you are online researching something

for your model, try making a broader search instead of something specific.

And this does not just apply to videos, they extend to some great animations as well. Back in March of this year, Jay Phillips walked the group through an animation of Sir Francis Drake’s Golden Hind. Here is another one on the HMS Victory.



[How an 18th Century Sailing Warship Works \(HMS Victory\)](#)

Have you run across anything that you fell our members would be interested in?

ARM Cuauhtémoc Update

In the June 2025 issue of the Scuttlebutt, there was an article about the ARM Cuauhtémoc (a Mexican Training Ship) that crashed into the Brooklyn Bridge killing two of the crew.

The NTSB has released their preliminary findings, and while they do not give the full details, they do begin to paint the picture of what happened.

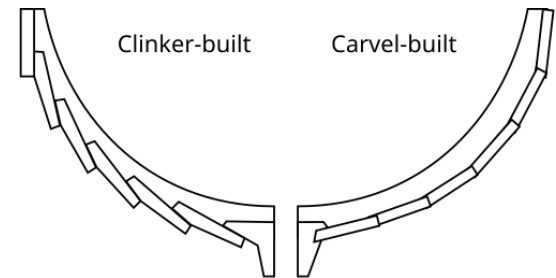
Here is a video from Sal Mercogliano's YouTube channel, [What's Going on With Shipping](#) walking through the report.



Hull Planking Terminology

During [Ralph's Shown and Tell](#) at the July meeting, he showed us his work on the Berbice's hull, and he will shortly begin planking.

Ship planking terms encompass the names for different planks and their locations on a vessel's hull, as well as the methods used for attaching them. Key terms include garboard strakes, the planks closest to the keel; sheer strakes, those along the top edge of the hull; and the whiskey plank, which is often the last plank installed.



Planking Methods:

Carvel Planking

- Planks are laid edge-to-edge and are smooth, requiring a rabbet in the keel and stem.

Clinker Planking (or Lapstrake)

- Planks overlap each other, with the upper plank overlapping the lower.

Plank Location and Naming:

Garboard Strake

- The first plank was installed on either side of the keel, shaped to fit the angle between the keel and the hull.

Sheer Strake

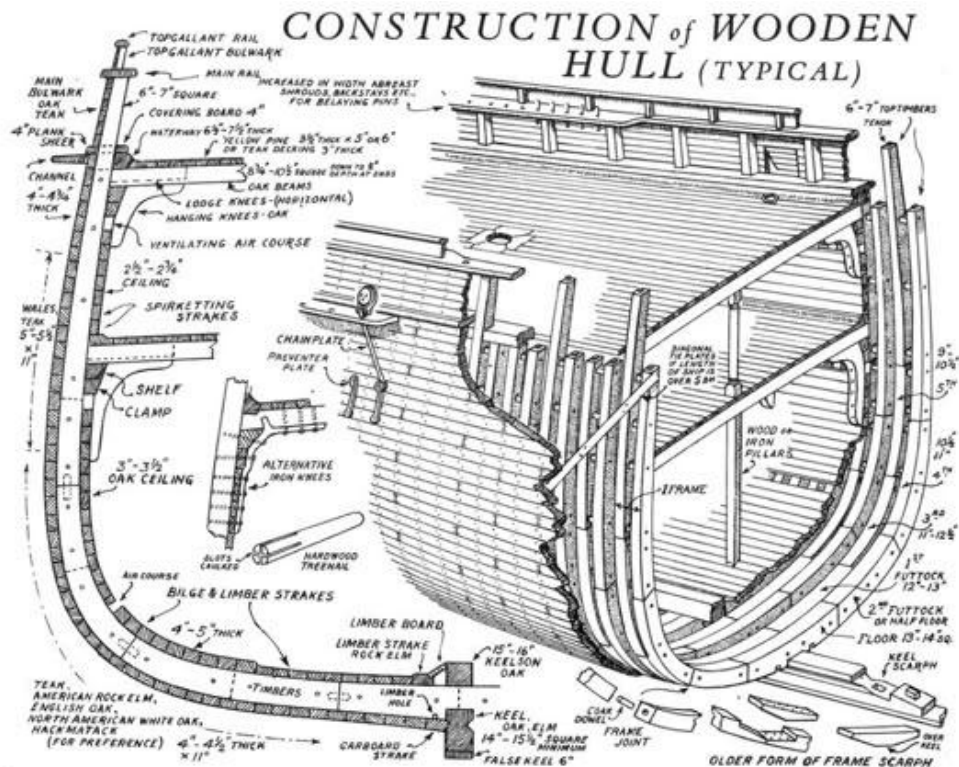
- The topmost plank in the hull, often at the level of the deck or bulwarks.

Bilge Strake

- A thicker plank installed around the turn of the bilge, providing extra strength for that area.

Wale

- A thicker strake of planking, sometimes used as a rubbing strake along the side.



Rub Rail

- A strip of wood along the top edge of the sheer strake, often covered with rope or rubber to protect against damage.

Whiskey Plank (or Shutter Plank)

- The last plank installed on a hull, often one of the simpler planks to fit.

Strake

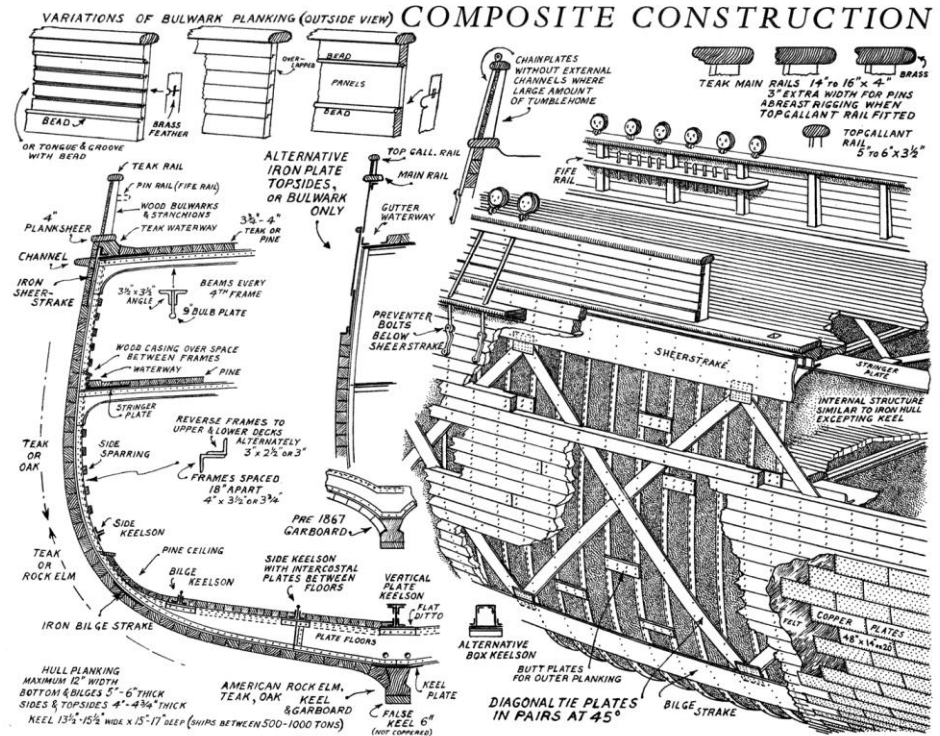
- A continuous line of planking running from the stem to the stern.

Drop Plank

- A plank where multiple strakes end, often used in areas where the hull curves significantly.

Stealer

- A plank that tapers to nothing, it is used to adjust the width of the planking.



Other Important Terms:

Rabbit

- A groove is cut into the keel and stem to receive the ends of the planks.

Ribbon

- Temporary wooden strips used to help maintain the shape of the hull during construction.

Rove

- A copper washer used with rivets to secure planks.

Bulwark

- The extension of the hull above the deck, often made of planking.

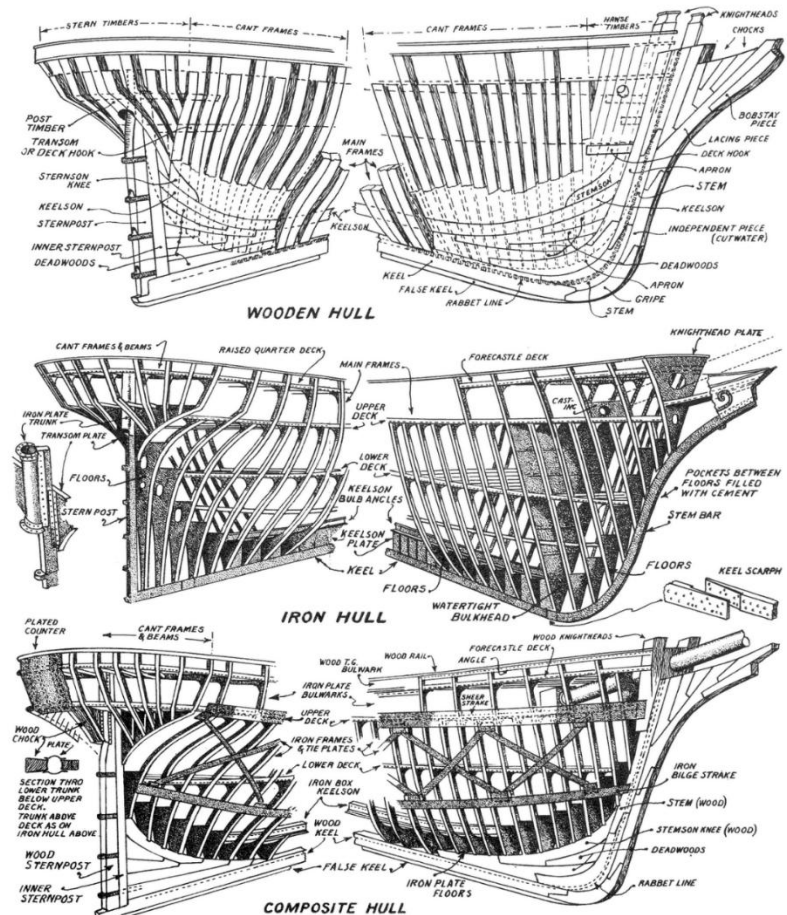
Keel

- The backbone of the ship, running along the center of the hull.

Turn of the Bilge

- The curved area where the bottom of the hull transitions to the sides

BOW and STERN CONSTRUCTION



Stonehouse (Fanny) Restoration Request

For those of you who attended the July 21, 2025 meeting, you heard of a restoration request from Matt Rutherford.



The Stonehouse is a fully rigged model, scale 1:48, designed by Gilbert Row in 1863-1864 and built by John Smurthwaite at Pallion Shipyard, Tyne and Wear, England, 1866, which was later renamed the "Fanny".



Here are a couple of pictures of the Stonehouse in its full glory.



Get Your Swag

- For polo shirts, caps, and vests, ask **Steve Lofshult** at any meeting.
- For name badges, ask **Rob Cuscaden** at any meeting.



Website Password

Club members have access to the archive of the Scuttlebutt on the website. This portion of the [website](#) is locked to members only. If you cannot access them, please let me know and I will get you your password.

Sources of Tools, Supplies & Services

Rocky Mountain Shipwrights is not affiliated with any of the companies in the lists below (other than the fact that we meet on the **3rd Saturday of each month at Rockler**).

The first list is of selected on-line suppliers. The second list is of local suppliers of goods and services that could be of value to ship modelers. And the third list is of additional resources. **Think of these lists as incomplete.** If you use or have discovered others, please email them to hlong222@comcast.net and they will be added to the lists. With your contributions, we can make these lists a more comprehensive and valuable resource.

Online Suppliers

Nautical Hobby Shops

[Ages of Sail](#)

Kits, parts, plans, supplies, and tools.

[Blue Jacket Shipcrafters](#)

Kits, parts, plans, supplies, and tools.

[Cast Your Anchor](#)

Kits, supplies, and tools; based in Canada so shipping is a little longer.

[Model Expo](#)

Nautical hobby shop, extensive ship kits, parts, tools, and supplies

[Modelers Central](#)

Kits, supplies, plans, and tools

[Seaworthy Small Ships](#)

Kits are geared towards new and younger modelers.

[Syren Ship Model Fittings and Supplies](#)

Ship model kits, parts, and scale fittings.

[Wooden Model Ship Kit](#)

Ship model kits, parts, and scale fittings.

Tools

[Byrnes Model Machines](#)

Top of the Line micro-saws, sanders, and other tools

[Contenti Jewelry Supply](#)

Jewelry tools, fair prices on hand tools, cheap and quality versions of most tools.

[MicroMark](#)

Small tool specialist; a small selection of ship kits, and ship modelling supplies.

[UMM-USA](#)

Modeling tools for plastic and wood models

[Razor Blade Company](#)

Cutting blades and handles

Materials

[Cards of Wood](#)

Thin veneer and plywood

[Constantines's Wood Center](#)

Wood veneers plus Rockler-like tools and supplies.

[National Balsa](#)

Wood supplier, airplane centric but good stock of dimensional strips, sheets, and substantial number of blocks in diverse types of wood. It may have a \$50 minimum order.

[Northeastern Scale Lumber](#)

Wood and fabricated wood for models, doll houses and railroad layouts

[Saunders Midwest Products](#)

Balsa, basswood and more – strips, sheets, and dowels. Also, beginner boat kits

Parts

[Flags of the World](#)

Info about all types of flags but not a source of nautical modeling flags

[I.T. Sitek Props](#)

Scale model ships propellers.

Graphics

[Shapeways](#)

3d printing company with parts for units ranging from complete ships to figureheads. Also does custom work.

Local Sources

[ABC Imaging](#)

77 Klamath St. Denver
303-573-5757
Large & small format copying, B&W printing

[Art Parts Creative Resource Center](#)

3080 Valmont Road, Boulder
720-379-5328
Contributed used arts stuff you get for cheap, from chalk to sewing machines, and more.

[Austin Hardwoods of Denver](#)

975 W Mississippi Ave, Denver
303-733-1292

Colpar/Hobbytown – two locations

[Aurora Location](#)

1915 S Havana St, Aurora, CO
303-341-0414

[Lakewood Location](#)

3355 S Wadsworth Blvd, Lakewood, CO
303-988-5157
These are good local hobby shops that have a selection of wood ship kits, supplies, and tools.

[Guirys](#)

Multiple locations
303-412-6522
Art supplies and house paints

[Hobby Lobby](#)

Multiple locations
Arts and craft supplies

[Laird Plastics](#)

10004 E 45th Ave, Denver, CO
866-292-9090
For plastic case covers ask for Tracy

[Meininger Art Supply](#)

499 Broadway, Denver
303-698-3838
Paints, brushes, tools, paper, and more

[Michael's](#)

Multiple locations
Arts and crafts supplies

[Plasticare](#)

4211 S Natches Ct Suite K, Englewood, CO
303-781-1171
Plastic supplier/resin with customer shop. can do acrylic fabrication & laser engraving.

[Reynolds Advanced Materials](#)

3920 Grape Street, Denver
303-399-0202
Clays, resins, silicone, and more

[Rocky Mountain Train Supply](#)

6060A W 55th Ave, Arvada, CO
303-456-6702
Only model-train store in Denver, broad selection of supplies, strip wood, details, scenic supplies.

[Rockler Woodworking and Hardware](#)

2553 S Colorado Blvd, Denver, CO
303-782-0588
Home base for wood, tools, and supplies

[Thinker Tinker Workshop](#)

3735 Ames St. Wheat Ridge, CO 80212
303-748-9180
A building and creative space for all ages

[Woodcraft of Colorado](#)

6770 S Peoria Street, Centennial
303-290-0007

Selected Informational Resources for Model Builders

[Model Ship Builder](#)

This website has a popular forum with over 1900 members and an extensive group of building logs. They also sponsor group builds and provide an opportunity for members to place articles. The site also has archived issues of "Warships and Workboats" and "MSB Journal."

[Ships of Scale](#)

This website provides a forum and build logs from around the world, though it is an English language site headquartered in the USA. It was never associated with the now-defunct *Ships In Scale* magazine; those are the intellectual property of the Nautical Research Guild.

[Nautical Research Guild](#)

Official website for this premier ship building organization. There are articles, links, and NRG news.

[Model Ship World](#)

The Nautical Research Guild operates this large comprehensive site. It is a major forum with build logs and responses to modeler's questions. Also access shop notes, tips, techniques, and research.

[John's Nautical & Boatbuilding Page](#)

This site includes mostly life-size boat building material, but its self-proclaimed "Mother of All Maritime Links" can be helpful.

[Bottled Ship Builder](#)

This is a forum that is all about ships in bottles and miniature buildings. Information for anyone interested in ships in bottles and miniatures.

[Model Ship Building Secrets](#)

This is an English blog with a directory, "50 of the Best Model Ship Building Sites".

[DeAgostini Model Space](#)

A British commercial site selling kits and tools with a forum filled with build logs of large models.

[Arsenal Modelist](#)

Olivier Bello's ship modeling site features forty-three short tutorials, closeups of his fine work and building logs.

[Wooden Ship Modeling for Dummies](#) (aka Naval Model Making for Dummies)

The site contains illustrated photos (three thousand) and videos (two hundred). However, unless you pay to subscribe, you may only access a limited amount of this instructional material. Those unrestricted tutorials are certainly worth exploring.



THE NAUTICAL RESEARCH GUILD

"ADVANCING SHIP MODELING THROUGH RESEARCH"

Annual membership includes our world-renowned quarterly magazine, *Nautical Research Journal*, which features photographs and articles on ship model building, naval architecture, merchant and naval ship construction, maritime trade, nautical and maritime history, nautical archaeology and maritime art.

Other benefits include discounts on annual conferences, ship modeling seminars, NRG products and juried model competitions which are offered exclusively to Guild members. We hope you will consider joining our ongoing celebration of model ships and maritime history.

For more information contact us at: www.thenrg.org or call 585 968 8111

