



# THE SCUTTLEBUTT

The Scuttlebutt is the official newsletter of the Rocky Mountain Shipwrights. Its objective is to promote, develop and further scale model shipbuilding, as well as study maritime subjects, including art, history and traditions.

November 2025

## It's Showtime!

### Monthly Meeting

Shipwrights meet the THIRD Saturday of the month at Rockler Woodworking and Hardware. The store opens at 9:00 am and the meeting starts at 9:30.

**2553 S. Colorado Blvd. Denver, CO 80222**

**Next Meeting Nov. 15, 2025**

[Click here to stream the Rocky Mountain Shipwright meeting](#)

### November Presentation

New member John Worgan will present the history of liberty ships including the mystery of why they had sails.

---

### Arvada Workshop

The workshop is on the FIRST Saturday of every month, beginning at 9:00 am at the Arvada City Hall, Police entrance.

**8101 Ralston Road, Arvada, CO 80002**

**Next workshop: Dec.6, 2025**

### Officers

**Commodore**.....Martin Jelsema  
**Skipper**..... Phil von der Heydt  
**First Mate**..... Alice Sampson  
**Purser**.....Steve Lofshult  
**Clerk**.....Jay McKeown

### Committees

**Events Chair:** Erik Collett  
**Photographer:** Jay Phillips  
**Historian:** Roger Hanson  
**Scuttlebutt:** Hugh Long  
**Webmaster:** Dave Niss/Martin Jelsema  
**Workshop Chair:** Ralph Buckwalter

### Website

<http://rockymountainshipwrights.org>

# Cargo Hold

Cargo Hold .....	2
Skipper's Log.....	2
October Model Ship Exhibit.....	3
RMSW's First Show - 1997.....	7
High Plains Modelers Convention.....	8
November 1, 2025 Workshop.....	9
November 15, 2025 Meeting Agenda .....	10
RMSW Meetings are Streaming .....	11
Lie Nielsen Hand Tool Event .....	11
What Does Your Workshop Look Like? .....	11
Does your Ship have a Mouse?.....	12
The Sinking of the Marigalante .....	12
Printable Rulers .....	14
Get Your Swag .....	14
Website Password .....	14
Sources of Tools, Supplies & Services.....	15
Online Suppliers.....	15
Local Sources.....	16
Selected Informational Resources for Model Builders .....	17

## Skipper's Log

We all should be proud of the most incredible boat show and thank one another for the outstanding effort that putting together the show required. It is not easy to pack up and transport our models and get them down the stairs at Rockers! The results, however, were that more than 60 boats made for an incredibly impressive display of model shipwright art.

We all owe a massive thank you to Ralph and Alice for organizing, recruiting, and implementing the show. Alice redesigned each of the museum cards, describing each of the models in a readable and professional style.

An extra special shoutout to Steve for putting together the Shipwrights store and setting up the banking systems to allow us to take credit cards and accept electronic payments.

I am looking forward to Dave's work in creating videos of the show with Ralph's narration coming soon streaming on YouTube.

Our new efforts this year to advertise the show using electronic methods and our invitations to the Boy and Girl Scouts in Colorado did not yield the results for which we had hoped. However, the show did successfully recruit 10 new members, plus another at the November workshop. This makes the show totally successful. We look forward to meeting these new members, learning from them, and sharing our experiences in modeling with them.

We now need to update our member rosters to assure that we have correct contact information. So do not be surprised if Steve contacts you to ask for an update of your contact information soon. Once it is upgraded, we will post it in the secure section of the website.

Fair winds and following seas.

Phil  
Phil von der Heydt, Skipper  
Bvdh@aol.com  
817 832 7631

## October Model Ship Exhibit

The Rocky Mountain Shipwright Model Boat Show was held from Friday October 17<sup>th</sup> through Sunday October 19<sup>th</sup> at Rockler Woodworking.

A total of 133 attendees perused the 60 models on display. While we did not reach the goal of attendees that we had hoped for, the show was still a success as we were able to get ten new members. A hearty "THANK YOU" to those of you that either attended or displayed a model.

In addition, we were able to sell 2 of the completed models that were for sale and 9 kits! Put those numbers as well as the number of new members, and it spells success.



With our club photographer Jay not being able to attend, we somehow missed getting the normal cornucopia of pictures so if you have any, please send them in. Do not worry about whether it is a duplicate or not the highest quality, please send them in.






While we did not get a substantial number of pictures, we captured two videos that we hope to make available shortly.





Ten attendees signed up to become club members during the show. They are Paul Brooks, Lawrence Kuo, Justin Lane, Thomas Jerome, Robert Eybs, Asher Goodall, Mike Pervich, Vitlario Casias, John Worgan, and John Semple. Glad to have all of you aboard!







Ralph B's Gjoa, Atlantic, and SS Republic



Larry H's HMS Sirius, Joe P's Ironside, and Dan H's King of the Mississippi

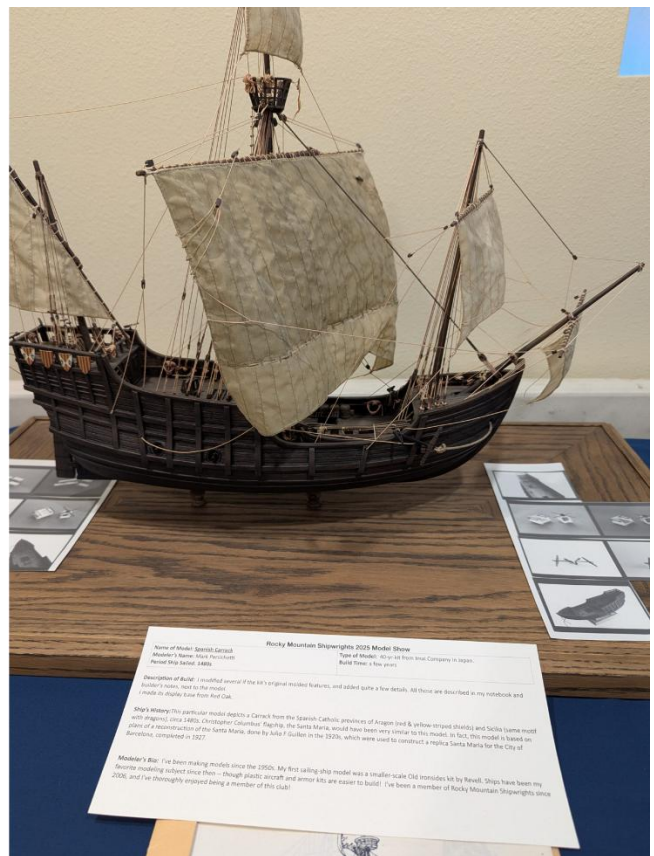



John L's USS Constitution, Bob S' Steam Coastal Tug – Lackawanna and USN Pickle Boat

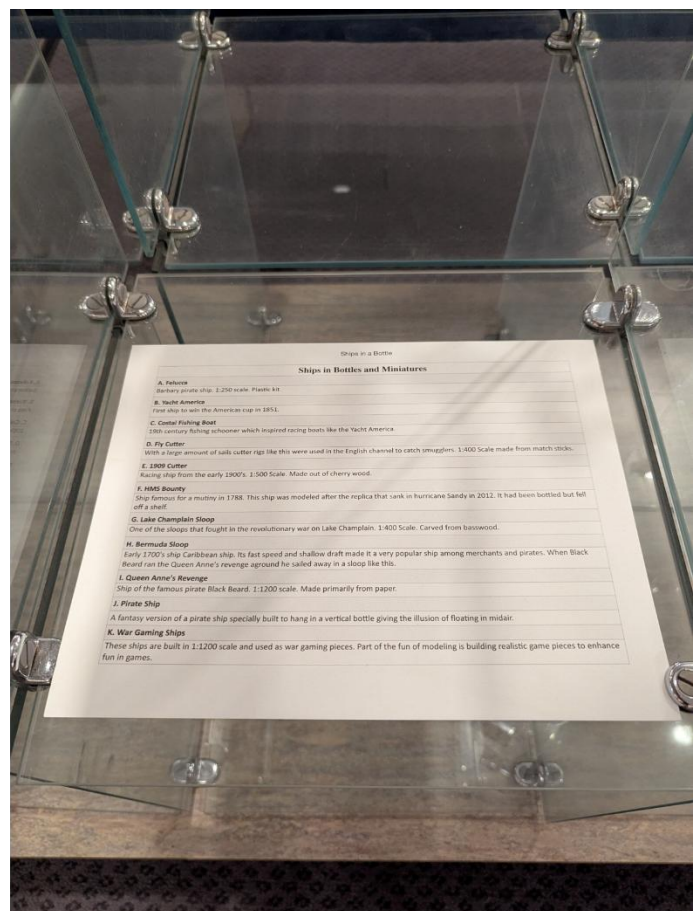








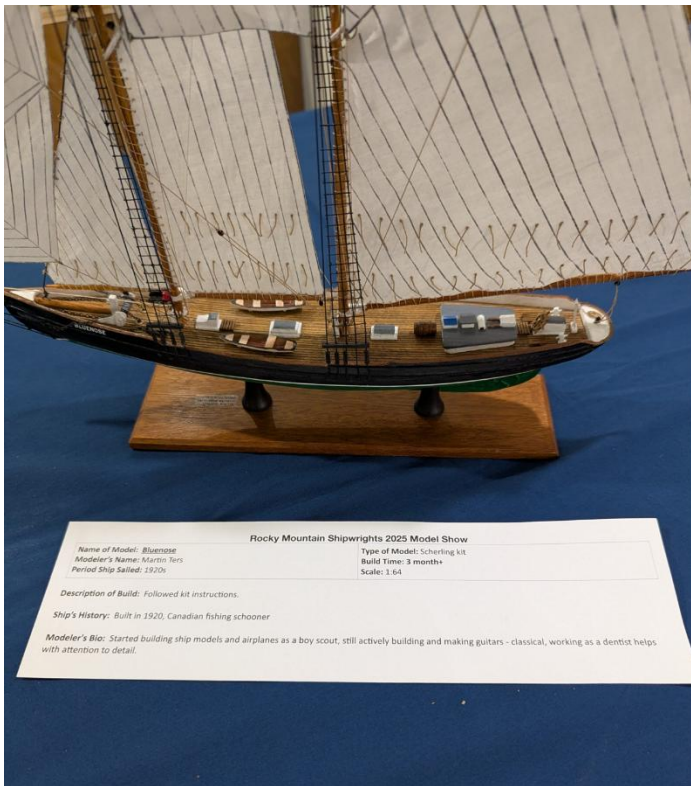


Mark P's Galleass and Spanish Carrack



Jeffrey R's Lilla Dan and the list of Dan S's Ships in Bottles & Miniatures





Martin T's Bluenose and Sultanna

## RMSW's First Show - 1997

Did you know that our show dates back to March 15, 1997, through April 6, 1997?

Bruce Bollenbach recently shared a video from Channel 2 News that talks about the original show. The full video is about five and a half minutes and is pretty much the same clip but repeated – I am assuming its repeated as it was shown on two different newscasts. Watch the video [here](#).

The show was organized by Ed Quam and Bruce Bollenbach and held at the [Wings Over the Rockies Air & Space Museum](#). The club required all models to have cases to reduce the chance of curious little kids breaking them.

There were over 60 models in the show.

**MODEL SHIP EXHIBITION**

The ROCKY MOUNTAIN SHIPWRIGHTS of Denver, Colorado

Will be holding an exhibition of model ships at  
 The Wings Over the Rockies Air & Space Museum  
 Hangar Number One on the old Lowry Air Force Base

Saturday March 15, 1997 to Sunday April 6, 1997

Sponsored by:

**CABOOSE HOBBIES**  
 500 South Broadway, Denver

**COLPAR HOBBIES**  
 804 South Havana, Aurora 3355 South Wadsworth, Lakewood



## High Plains Modelers Convention

As mentioned in last month's issue, Dan Hart attended the [High Plains Modelers Convention](#) in Loveland on Saturday, October 4, 2025. As usual, Dan took home some hardware.



His Titanic received 1st place for smaller than 1:350 nautical category (it is 1:400), Best Nautical, and Best of Show.



His Bismarck received 1st place for 1:350. Additionally, he got a 1st place for an Apache AH-64D helicopter and a 2nd place for a WW1 Le Rhône 9C engine (in miscellaneous). So, all four of his entries were awarded.

To see more of their show, check out [High Plains Con XXXIV: The Fabulous Fifties](#).




## November 1, 2025, Workshop

There were nine club members at the workshop including James Webster, a new member. The other attendees were Ralph B, Bob F, Dan H, Martin J, Steve L, David N, Jay P, Phil vdH, and James W.



(Left to Right): Martin T, Steve L, Bob F, Ralph B, Dan H, Dave N, Phil vdH, and James W



Jay P and the WWII Mosquito Bomber



Martin T and his Rattlesnake



Ralph B and Dave N working on the videos they made at the show





Bob F and Steve L



Steve L



Dan H, James W, and Phil vdH



James W and his 1<sup>st</sup> build – the Albatros

Here's what everyone is working on:

- Ralph Buckwalter: Berbise Baltimore Clipper
- Bob Fivehouse: Insulinde
- Dan Hart: Cousteau's Calypso
- Martin Jelsema: Rattlesnake Frigate
- Steve Lofshult: Pond Yacht Restoration
- David Niss: Cutty Sark
- Jay Phillips: WWII British Mosquito Bomber; paper model from a 1941 breakfast cereal box.
- Phil von der Heydt: Donuts
- James Webster: Albatros



## November 15, 2025, Meeting Agenda

Please join us on Saturday November 15th at Rockler Woodworking and Hardware for our monthly meeting. The store opens at 9:00 am and the meeting starts at 9:30 am. Rockler is located at 2553 S. Colorado Blvd. Denver, Colorado 80222.

- Flag Ceremony
- Skipper's Report
- Purser's Report
- Old Business
- New Business
- Break
- History and mystery (40 minutes)
  - New member John Worgan will present the history of liberty ships including the mystery of why they had sails.
- Break
- Shipwright Technology
  - A discussion of the theory of planking and the approaches to crazy corners.
- Show and Tell
- Adjourn
- Skipper's Table Lunch at BoHeo Pho Kitchen (next door to Rockler's).



## RMSW Meetings are Streaming

If you cannot join us in person, please join us online as the meetings are now streamed on Zoom.

We are still looking for a person to help with the streaming of the November meeting. Help or no help, the meeting will be streamed. If you are interested in helping (even just for this meeting), please let us know.

The link to join the stream is [Rocky Mountain Shipwright meeting](#).

- Meeting ID: 873 8516 5128
- Passcode: 887438

Please remember that our meetings are on the third Saturday of the month, starting at 9:30 am (mountain).

## Lie Nielsen Hand Tool Event

There is a special Lie Nielsen Hand Tool Event taking place at Austin Hardwoods Friday (10-6) and Saturday (10-5). Austin Hardwoods is located at 975 W. Mississippi Ave. in Denver, Colorado.

Here is the [link](#) with more information about the event.

After a 6-year hiatus, Lie Nielsen is finally coming back to Colorado, and showcasing their premium hand tools with a couple of awesome demonstrators. Austin Hardwoods is making this a big event, keeping their location open outside of their normal hours for people to attend, and there will be burgers, hot dogs and lunch served from 11:30 to 1pm. It should be a lot of informative and fun.



Here is a [link](#) to pictures from past events in 2014, 2016, and 2018 at Austin Hardwoods.

## What Does Your Workshop Look Like?

In September I asked for volunteers to highlight their workshops and kicked it off by showing my workshop in Lakewood Colorado. No one has reached out, so now it is time to show my workshop in Puerto Vallarta Mexico.


I currently spend between 4 and 5 months here a year, and my workshop is quite a bit smaller.

The workshop is in one of the spare bedrooms in the condo, and since we rent the condo out when we are not here, I must be able to put everything away (all the tubs PLUS the Molino) when we leave. Luckily, we have an "owner's closet," but it is not exceptionally large.

I have one 2' x 3' table – that is it for working space. All or most of my tools fit into 3 plastic tubs (each about the size of a shoebox) and my supplies fit into a decent sized tub that can be (if needed) slid under the bed.

While we are here, the plastic tubs sit on either the floor next to the table or on one of the nearby beds.

I still need to improve the lighting, but that might happen next trip.



The only power tool I have is my Goxawee (a cost effective Dremel-like device) and all my painting is done by hand. Currently all the paint fits in one small box.

Working in Puerto Vallarta can be challenging as the climate here is vastly different than back home in Colorado. While Colorado is a mountain desert, Vallarta is city on the edge of the Bay of Banderas, meaning there is a significant difference in the humidity. The biggest challenge for me has been in the drying time of glue and paint. Working in Mexico throws up another obstacle in that getting tools and supplies is difficult. If I need something in the States, it is easy to either go somewhere and buy it or order it online and I'll get it within a few days. That is not true in Mexico. Sure, there is Amazon, but they do not necessarily have everything I need and shipping can be a bit dicey.

This fact has made me become a more thorough modeler as I need to plan for what I will need to continue my build on my next trip, which is sometimes months in advance of when they are needed.

So, what does your workshop look like? I would love to see a few pictures and talk to you about them and include them in a future issue of the Scuttlebutt.



The Molino tucked away in the closet at the end of the season




## Does your Ship have a Mouse?

You have probably heard the saying "like rats or mice deserting a sinking ship," but what about a mouse or mouse stay?

"Stay mouse" refers to a part of the standing rigging. On sailing ships built before about the 19th century, the stays were of natural cords. These lines were looped around the top of each section of the masts using a spliced loop or seized loop at their ends. During the 16th century some riggers began to attach stays by splicing or seizing only a small loop into the end of the stay then passing the rope's tail around the mast and back through the small loop, like a slipknot. To prevent the "knot" from slipping tightly around the mast when it was use, a strong bulge was built into the standing part of the rope that could not fit through the small loop. This bulge was called a mouse or stay mouse.

Recently club member Bruce Bollenbach decided to try serving and making a mouse for the main stay of his Fair American, something he had never attempted before. According to Bruce, after six tries he finally made one that he was willing to share. He is going to stain it a brown-black and beeswax it.

Fantastic job Bruce and thanks for sharing.



## The Sinking of the Marigalante

Most of you know that I spend a lot of time in Puerto Vallarta, and in a round about way, living here was the impetus in getting me back into the hobby. Long story short, I was looking for something to do as I had begun getting bored down here (I like to tell people that I found the limit to how many cervezas you can drink at the beach). I remembered that I was pretty sure I had a kit (the Bluenose that I'm still working on in Colorado) sitting




in the basement. I had purchased it in 2000 and put about 10 hours of work into it before putting it away. Now all these years later, maybe it was something I'd like to do. But I didn't think transporting it back and forth between Colorado and Mexico was realistic.

My wife was okay with me picking up the hobby, at least as long as I didn't end up with a hundred or so models around the house. Since my hope was that once I was finished with the kit, the ship would become part of the décor of the Mexico condo, I asked her what she would like me to make.

It didn't take long before she suggested a pirate ship, as Puerto Vallarta was once known for their pirates. Seems the same reasons we enjoy the area, the pirates enjoyed the Bay of Banderas as well. And until recently, pirates still enjoyed the Bay as the Marigalante had been turned into a pirate themed dinner cruise (yes, a tourist attraction).



The Marigalante had been constructed entirely of wood and had been an icon of the city for over 30 years and was famous for its nightly pirate dinner cruise, which featured acrobatics, sword fights, and fireworks. Yes, there are fireworks every single night in Vallarta, and around 9 pm every night, those from the Marigalante can be seen and heard from our patio driving our dog bonkers.



We returned to the city the day before Hurricanes Pricilla arrived (it was miles out to sea) with Hurricane Raymond right behind it (again, miles out to sea). The combination of these storms created uncommonly rough waters off the coast of Vallarta, and after either a mechanical or electrical failure in the bilge pumps, the ship sank in a "shallow" portion of the Bay, somewhere around 180 feet deep. Marigalante was a replica of Christopher Columbus' Santa María galleon which was built in 1987 to commemorate the 500th anniversary its voyage to America.



I never actually boarded her for her nightly show and now I won't be able to. The ship's company is working on getting a replacement but that is months away.

Here's a few links to stories of the ship.

[End of an era: The Marigalante's final sunset in Banderas Bay](#)

[Five Secrets of the Marigalante](#)

## Printable Rulers

Another ship modeling club shared the following link and said we were able to share. The [site](#) has all sorts of downloadable and printable rulers that can be printed on your home printer.

Results may vary but set your printer to 100% scale and they should print correctly.

Print them and attach to sheet styrene or very thin plywood or even print them out on card stock and when they get shabby print a new one. Check the Hobby Category first.



## Get Your Swag

- For polo shirts, caps, and vests, ask **Steve Lofshult** at any meeting.
- For name badges, ask **Rob Cuscaden** at any meeting.



## Website Password

In the past, club members were the only ones to have access to the archive of the Scuttlebutt on the website. This portion of the [website](#) was locked down to members only. Recently the password was removed, and anyone can access the Scuttlebutt.



## Sources of Tools, Supplies & Services

Rocky Mountain Shipwrights is not affiliated with any of the companies in the lists below (other than the fact that we meet on the **3<sup>rd</sup> Saturday of each month at Rockler**).

The first list is of selected on-line suppliers. The second list is of local suppliers of goods and services that could be of value to ship modelers. And the third list is of additional resources. **Think of these lists as incomplete.** If you use or have discovered others, please email them to [hlong222@comcast.net](mailto:hlong222@comcast.net) and they will be added to the lists. With your contributions, we can make these lists a more comprehensive and valuable resource.

### Online Suppliers

#### **Nautical Hobby Shops**

##### [Ages of Sail](#)

Kits, parts, plans, supplies, and tools.

##### [Blue Jacket Shipcrafters](#)

Kits, parts, plans, supplies, and tools.

##### [Cast Your Anchor](#)

Kits, supplies, and tools; based in Canada so shipping is a little longer.

##### [Model Expo](#)

Nautical hobby shop, extensive ship kits, parts, tools, and supplies

##### [Modelers Central](#)

Kits, supplies, plans, and tools

##### [Seaworthy Small Ships](#)

Kits are geared towards new and younger modelers.

##### [Syren Ship Model Fittings and Supplies](#)

Ship model kits, parts, and scale fittings.

##### [Wooden Model Ship Kit](#)

Ship model kits, parts, and scale fittings.

#### **Tools**

##### [Byrnes Model Machines](#)

Top of the Line micro-saws, sanders, and other tools

##### [Contenti Jewelry Supply](#)

Jewelry tools, fair prices on hand tools, cheap and quality versions of most tools.

##### [MicroMark](#)

Small tool specialist; a small selection of ship kits, and ship modelling supplies.

##### [UMM-USA](#)

Modeling tools for plastic and wood models

##### [Razor Blade Company](#)

Cutting blades and handles

#### **Materials**

##### [Cards of Wood](#)

Thin veneer and plywood

##### [Constantines's Wood Center](#)

Wood veneers plus Rockler-like tools and supplies.

##### [National Balsa](#)

Wood supplier, airplane centric but good stock of dimensional strips, sheets, and substantial number of blocks in diverse types of wood. It may have a \$50 minimum order.

##### [Northeastern Scale Lumber](#)

Wood and fabricated wood for models, doll houses, and railroad layouts

##### [Saunders Midwest Products](#)

Balsa, basswood and more – strips, sheets, and dowels. Also, beginner boat kits

#### **Parts**

##### [Flags of the World](#)

Info about all types of flags but not a source of nautical modeling flags

##### [I.T. Sitek Props](#)

Scale model ships propellers.

#### **Graphics**

##### [Shapeways](#)

3d printing company with parts for units ranging from complete ships to figureheads. Also does custom work.

## Local Sources

### [ABC Imaging](#)

77 Klamath St. Denver  
303-573-5757  
Large & small format copying, B&W printing

### [Art Parts Creative Resource Center](#)

3080 Valmont Road, Boulder  
720-379-5328  
Contributed used arts stuff you get for cheap, from chalk to sewing machines, and more.

### [Austin Hardwoods of Denver](#)

975 W Mississippi Ave, Denver  
303-733-1292

### **Colpar/Hobbytown** – two locations

#### [Aurora Location](#)

1915 S Havana St, Aurora, CO  
303-341-0414

#### [Lakewood Location](#)

3355 S Wadsworth Blvd, Lakewood, CO  
303-988-5157  
These are good local hobby shops that have a selection of wood ship kits, supplies, and tools.

### [Guirys](#)

Multiple locations  
303-412-6522  
Art supplies and house paints

### [Hobby Lobby](#)

Multiple locations  
Arts and craft supplies

### [Laird Plastics](#)

10004 E 45th Ave, Denver, CO  
866-292-9090  
For plastic case covers ask for Tracy

### [Meininger Art Supply](#)

499 Broadway, Denver  
303-698-3838  
Paints, brushes, tools, paper, and more

### [Michael's](#)

Multiple locations  
Arts and crafts supplies

### [Plasticare](#)

4211 S Natches Ct Suite K, Englewood, CO  
303-781-1171  
Plastic supplier/resin with customer shop. can do acrylic fabrication & laser engraving.

### [Reynolds Advanced Materials](#)

3920 Grape Street, Denver  
303-399-0202  
Clays, resins, silicone, and more

### [Rocky Mountain Train Supply](#)

6060A W 55th Ave, Arvada, CO  
303-456-6702  
Only model-train store in Denver, broad selection of supplies, strip wood, details, scenic supplies.

### [Rockler Woodworking and Hardware](#)

2553 S Colorado Blvd, Denver, CO  
303-782-0588  
Home base for wood, tools, and supplies

### [Thinker Tinker Workshop](#)

3735 Ames St. Wheat Ridge, CO 80212  
303-748-9180  
A building and creative space for all ages

### [Woodcraft of Colorado](#)

6770 S Peoria Street, Centennial  
303-290-0007



## Selected Informational Resources for Model Builders

### [Model Ship Builder](#)

This website has a popular forum with over 1900 members and an extensive group of building logs. They also sponsor group builds and provide an opportunity for members to place articles. The site also has archived issues of "Warships and Workboats" and "MSB Journal."

### [Ships of Scale](#)

This website provides a forum and build logs from around the world, though it is an English language site headquartered in the USA. It was never associated with the now-defunct *Ships In Scale* magazine; those are the intellectual property of the Nautical Research Guild.

### [Nautical Research Guild](#)

Official website for this premier ship building organization. There are articles, links, and NRG news.

### [Model Ship World](#)

The Nautical Research Guild operates this large comprehensive site. It is a major forum with build logs and responses to modeler's questions. Also access shop notes, tips, techniques, and research.

### [John's Nautical & Boatbuilding Page](#)

This site includes mostly life-size boat building material, but its self-proclaimed "Mother of All Maritime Links" can be helpful.

### [Bottled Ship Builder](#)

This is a forum that is all about ships in bottles and miniature buildings. Information for anyone interested in ships in bottles and miniatures.

### [Model Ship Building Secrets](#)

This is an English blog with a directory, "50 of the Best Model Ship Building Sites".

### [DeAgostini Model Space](#)

A British commercial site selling kits and tools with a forum filled with build logs of large models.

### [Arsenal Modelist](#)

Olivier Bello's ship modeling site features forty-three short tutorials, closeups of his fine work and building logs.

### [Wooden Ship Modeling for Dummies](#) (aka Naval Model Making for Dummies)

The site contains illustrated photos (three thousand) and videos (two hundred). However, unless you pay to subscribe, you may only access a limited amount of this instructional material. Those unrestricted tutorials are certainly worth exploring.



## THE NAUTICAL RESEARCH GUILD

"ADVANCING SHIP MODELING THROUGH RESEARCH"

Annual membership includes our world-renowned quarterly magazine, *Nautical Research Journal*, which features photographs and articles on ship model building, naval architecture, merchant and naval ship construction, maritime trade, nautical and maritime history, nautical archaeology and maritime art.

Other benefits include discounts on annual conferences, ship modeling seminars, NRG products and juried model competitions which are offered exclusively to Guild members. We hope you will consider joining our ongoing celebration of model ships and maritime history.

For more information contact us at: [www.thenrg.org](http://www.thenrg.org) or call 585 968 8111

