



# THE SCUTTLEBUTT

The Scuttlebutt is the official newsletter of the Rocky Mountain Shipwrights. Its objective is to promote, develop and further scale model shipbuilding, as well as study maritime subjects, including art, history and traditions.

October, 2023

## Going, Going, Come to the Auction this Month!

### Meeting Information:

Shipwrights usually meet the THIRD Saturday of every month at Rockler Woodworking and Hardware, 2553 S. Colorado Blvd. Denver. Store opens at 9:00 am and meeting starts at 9:30.

**The Next Meeting will be Saturday, Nov. 18**  
**Instead of a presentation we will have an auction**  
**right after a short meeting.**

---

### And remember our Arvada workshop.

It is held at the Arvada City Hall, Police entrance.  
The address: 8101 Ralston Road.

This workshop is scheduled for the FIRST Saturday of every month beginning at 9:00 am  
**Next workshop: December 2, 2023**

### Officers:

Commodore.....Alice Sampson  
Skipper.....Bob Fivehouse  
First Mate.....Ralph Buckwalter  
Purser.....Steve Lofshult  
Clerk.....Jim Cuscaden

### Committees:

**Library:** Bob Bunch  
**RMS History:** Roger Hanson  
**Mentoring Program:** Ralph Buckwalter  
**Scuttlebutt & Website:** Martin Jelsema

### Website:

<http://rockymountainshipwrights.org>



## Skipper's Log

Hi Shipwrights,

Here is my rambling for this month. Enjoy (or not).

Well...the time has come! This month's meeting is the auction! This is your chance to get some great deals on stuff you want. There will be surprises in the lots and I'm sure you will find something that is worth having. You can bring the old and odd marine oriented things you no longer want or need – kits, tools, books and supplies. Remember your "trash is someone's treasure". And you'll have a chance to bid for your treasures as well. Come just for the fun of it and take away treasure(s) of your own! Members will be billed for their winning buys. There is more information about the auction in this issue. Remember to fill out a form for each lot you wish to auction and bring it/them with you; that will make the registration process much more efficient. I hope we have a good turnout and I'll see you there!

In addition to the auction, we will address nominating a slate of officer candidates for 2024.

I also wish to thank everyone who made our model show a success! It went very well and, I think, all the guests enjoyed it. I truly appreciate the time everyone donated to make this show work. We did acquire several new members, making our efforts totally successful. I look forward to the next show and our chance to show the public our wonderful hobby!

Bob Fivehouse, Skipper

## Auction Procedures

### Seller pre-registration

Each item/lot you wish to auction off must be accompanied by a **Lot Description Form**. These forms are being distributed via the November Scuttlebutt mailing, three to the page. Fill in your name and item description for each lot. A lot may be a "bundle" of items (three books for instance) or a single item, It is best to print out and then cut each page into three separate forms. Fill in your name and the lot description for each lot. Bring the filled out forms along with the items to the auction between 9:00am and 9:30 on November 18. NOTE: there will be blank forms available if you have last-minute items to sell.

LOT DESCRIPTION FORM		
SELLER'S NAME:	Romeo Casey	
LOT DESCRIPTION:	Desktop Multifunctional Welding Magnifier Magnification - 3x/4.5x, LED lighting - 3 AAA batteries, or USBpower	
<u>LEAVE THE FOLLOWING THREE ITEMS BLANK. THEY ARE FOR AUCTION ADMINISTRATION</u>		
Lot Number: _____	Winning Bid Amt: _____	Winner's Paddle Number: _____
=====		

Sample Lot Description Form

### Lot registration process

Upon arriving at Rockler, find the **in-take table**. There each lot will be assigned a Lot Number and recorded on each Lot Description Form. If you wish to place a reserve on a lot, (ie, designate the lot must be sold for more than the designated reserve amount.) tell the in-take person who will record the amount on a reserve list for the auctioneer. Once registered, the lots and their forms will be placed on the review tables for potential bidders to review.

## **Bidder participation**

At the **bidder participation table**, potential bidders will be assigned a unique numbered bidding paddle to be used to indicate you are bidding on the current lot. Raise the paddle to participate at the current auctioneer's call; lower the paddle if you no longer wish to participate. You may re-enter the bidding again by raising the paddle.

If a lot has a reserve designation and the bidding has not reached that reserve, the auctioneer may ask the lot owner if they wish to cancel the reserve and accept the last bid.

Once a winner is declared, that person will take possession of the lot. The accompanying Lot Description Form will be updated with the winner's paddle number and the purchase amount. The purser will use the information to consolidate all purchases into statements for each winner. Those statements will be distributed at the December meeting/Christmas party. Any winners not attending will receive their statement by mail.

Remember that the club will take a 10-percent commission from each amount sold,

## **Non-member participation**

Any non-member who participates and wins a lot must pay for their purchase in cash or by check at the meeting.

## **Election of 2024 Officers**

**During the short meeting before the Auction on November 18<sup>th</sup>, Ralph Buckwalter, nomination chairman, will ask members to stand for election for the following positions: Skipper, First Mate, Purser and Clerk. Here are the responsibilities for each post as defined in our by-laws:**

**President/Skipper.** The President/Skipper shall have general supervision of the Club and its functions, preside over meetings of the club and the Board of Directors, call any special meetings, and appoint committees as required herein or as deemed appropriate, including appointment of an editor of the monthly newsletter ("Scuttlebutt").

**Vice President/First Mate.** The Vice President/First Mate shall preside over the meetings in the Skipper's absence and shall organize a program for the regular meetings of the Club. If possible, program topics are to be announced in advance in the newsletter.

**Treasurer/Purser.** The Treasure/Purser shall maintain the membership list of the Club, shall receive and disburse the Club's funds as authorized and shall maintain a bank account for such purpose, as well as the financial records of the Club. He/she shall report periodically to the membership on the balance of any bank accounts. In addition, once yearly, an audit of the accounts shall be conducted in concert with competent and responsible club member. In order to reserve/protect our sole usage of the Rocky Mountain Shipwrights Club name the Purser shall renew the registration/certification with the Colorado Secretary of State every two years.


**Secretary/Ship's Clerk.** The Secretary/Ship's Clerk shall maintain any official records of the Club including minutes of the monthly Club meetings.

## The November Workshop


Nine members, including a new member, Marv Olson. His phone is 303-589-5877, email is marvolson5@ gmail.com.



Hugh Long



Erik Collett



Steve Lofshult



Ralph Buckwalter



Charlie Krinsky




Marv Olson



Jay Phillips



Bob Fivehouse



Martin Jelsema

## Rob Cuscaden's Correct Phone Number

Rob Cuscaden's phone is 303-250-3787, not the number printed in the latest roster


## Get Rocky Mountain Shipwright Gear

- For polo shirts and vests, ask Steve Lofshult at the next meeting.
- For caps, ask John Lamb at the next meeting. (They are back in stock)
- For name badges, ask Rob Cuscaden at the next meeting




## Photo Gallery of the Models on Display at the 2013 Exhibit

Beginning on the next page are pictures of all the ship models on display at our annual exhibit. You may find one or two or three photos or modeler's names are incorrect. Some models were not accompanied by plaques. Your editor did the best with what we had.



**Mark Perichetti's  
Venetian Galleass**



**Mark Oerichetti's  
Santa Maria**



**Ralph Buckwalter's  
Atlantic Yacht**



**Ralph Buckwalter's  
Kate Cory**



**Jim Fletcher's  
Peterboro Canoe**




**Jim Fletcher's  
McKenzie River Drift Boat**



**Rob Cuscaden'  
War Gaming Pieces**



**Ross Clark's  
Hobie 14**




**Ralph Buckwalter's  
Fergus - a Blockade Runner**



**Beverly Martin's  
Power boat**



**Steve Lofshult's  
Hampton Flattie**




**Martin Jelsema's  
Dresden**



**Martin Jelsema's  
Charles W Morgan**



**Beverly Martin's  
Row Boat**



**Jay McKeown's  
HMS Unicorn**



**Hugh Long's  
Blue Nose**



**Scott Shilling's  
Pandora**



**Jay McKeown's  
US Virginia**



**Jay McKeown's  
SMS Kurfurst**



**Martin Ters's  
Blue Nose**




**Jay McKeown's  
Mikasa**



**Ralph B's  
L'Hermione**



**Steve Lofshult's  
Sprintsail skiff**



**Ships in Bottles by Dan Siemens**



**Martin Ters's  
Santa Maria**



**Ted Ulrich (deceased )  
Vikingskib**



**Tom Scheerer's  
Cutty Sark**



**Tom Scheerer's  
HMS Endeavor**



**Jay McKeown's  
IRN Varyag**




**Bob Fivehouse's  
Grecian**



**Ed Quam (deceased)  
Flying Fish**



**An array of paper models fashioned by Jay Phillips**



**Martin Ters's  
America**



**Jim Cuscaden's  
Tsesarevich**



**Jim Fletcher's  
L'Hessard**



**Martin Jelsema's  
Harvey**



**Bob Fivehouse's  
Campana**



**Martin Jelsema's  
CSS Alabama**



**Bob Fivehouse's  
Adriatic**



**Jim Cuscaden's  
HMS Victory**



**Martin Ters'  
Sovereign of the Seas**



**Bob Fivehouse's  
Republic**



**Alice Sampson's  
Array of model kits for kids**



**Jim Cuscaden and Rob Cuscaden  
HMS Vanguard**



**John Lamb's  
Cris Craft**



## **THE NAUTICAL RESEARCH GUILD**

**"ADVANCING SHIP MODELING THROUGH RESEARCH"**

Annual membership includes our world-renowned quarterly magazine, Nautical Research Journal, which features photographs and articles on ship model building, naval architecture, merchant and naval ship construction, maritime trade, nautical and maritime history, nautical archaeology and maritime art.

Other benefits include discounts on annual conferences, ship modeling seminars, NRG products and juried model competitions which are offered exclusively to Guild members. We hope you will consider joining our ongoing celebration of model ships and maritime history.

For more information contact us at: [www.thenrg.org](http://www.thenrg.org) or call 585 968 8111



## Selected Informational Resources for Model Builders

### Modelshipbuilder.com

This website has a popular forum with over 1900 members and an extensive group of building logs. They also sponsor group builds and provide an opportunity for members to place articles. In addition archived issues of “Warships and Workboats” and “MSB Journal” can be accessed here. [www.modelshipbuilder.com/](http://www.modelshipbuilder.com/).

### Ships of Scale

This website provides a forum and build logs from around the world, though it is an English language site headquartered in the USA. It was never associated with now-defuncted *Ships In Scale* magazine (whose intellectual properties were acquired by the Nautical Research Guild). <https://shipsofscale.com/sosforums/>

### Nautical Research Guild

Official website for this premier ship building organization. There are articles, links, and NRG news. <http://www.thenrg.org/>

### NRG’s Model Ship World

This large, comprehensive site is now operated by the Nautical Research Guild. It’s a major forum w build logs and plenty of response to modeler’s questions. Also access shop notes, tips, techniques and research. <https://modelshipworld.com>

FAQ for Ship Model Builders (by John Kropf) This is a model ship building site which answers all sorts of questions about ship modeling. Many of the links do not work. <http://sites.google.com/site/shipwrightsfaq/>

John’s Nautical & Boatbuilding Page This site includes mostly life-size boat building material, but its self-proclaimed “Mother of All Maritime Links” can be helpful. <http://www.boat-links.com/>

Bottled Ship Builder This is a forum that is all about ship in bottle and miniature building. there's a lot of information on the site for any one interested in ships in bottles and miniatures <http://Bottledshipbuilder.com>

Model Ship Building Secrets This is an English blog with a directory , “50 of the Best Model Ship Building Sites” <http://www.modelshipbuildingsecrets.com/resources.html>

Modeler’s Central – An Australian commercial site that features a blog with many modeling tips as well. <https://www.modelerscentral.com/>

DeAgostini Model Space A British commercial site selling kits and tools with a forum filled with build logs of large models <http://forum.us.model-space.com/>

Arsenal Modelist – Olivier Bello’s ship modeling site featuring 43 short tutorials, closeups of his fine work and a building log. <http://www.arsenal-modelist.com/index.php?page=accueil>

Wooden Ship Modeling for Dummies (aka Naval Model Making for Dummies) contains illustrated photos (3000) and videos (200). However, unless you pay to subscribe, you may only access a limited amount of this instructional material. Those unrestricted tutorials are certainly worth exploring. <https://shipmodeling.ca>