



# THE SCUTTLEBUTT

The Scuttlebutt is the official newsletter of the Rocky Mountain Shipwrights. Its objective is to promote, develop and further scale model shipbuilding, as well as study maritime subjects, including art, history and traditions.

September, 2023

## In Memory of Ed Quam

### Meeting Information:

Shipwrights meet the THIRD Saturday of every month at Rockler Woodworking and Hardware, 2553 S. Colorado Blvd. Denver. Store opens at 9:00 am and meeting starts at 9:30.

### The Next Meeting Will Take Place on September 16, 2023

Bob Fivehouse will be doing a Mystery Presentation about who knows what.

---

### And remember our Arvada workshop.

It is held at the Arvada City Hall, Police entrance.  
The address: 8101 Ralston Road.

This workshop is scheduled for the FIRST Saturday of every month beginning at 9:00 am

**Next workshop: October 7, 2023**

### Officers:

Commodore.....Alice Sampson  
Skipper.....Bob Fivehouse  
First Mate.....Ralph Buckwalter  
Purser.....Steve Lofshult  
Clerk.....Jim Cuscaden

### Committees:

**Library:** Bob Bunch  
**RMS History:** Roger Hanson  
**Mentoring Program:** Ralph Buckwalter  
**Scuttlebutt & Website:** Martin Jelsema

### Website:

<http://rockymountainshipwrights.org>



## Skipper's Log

With the sad passing of Ed Quam, we lose another of the movers and shakers of this club. If the saying that "100% of the work in any organization done by 15% of the members" then we have lost one of that vital 15% with Ed's passing. As the older members thin, the newer members must step up to fill the empty space. We cannot survive without participation from all the club. Ed was a terrific modeler and totally supported this group. Let his memory inspire the rest of us to do our bit to continue this as the great club that Ed loved.

Remember that we have a show coming up in October. You can do your part by entering a model (or two or three) to show the skilled work our club members produce. None of our shows can be successful without your participation. Be proud of your models and show them to the world!

Bob Fivehouse, Skipper

## Minutes of the August 19, 2023 Meeting

First Mate, Ralph Buckwalter, sitting in for the Skipper, called the meeting to order at 9.30am. Members stood to attention and recited the Pledge of Allegiance. There were 24 members in attendance including 3 new members.

### **New Members**

**Del Milne**, phone: 719 671 2704, email: [milned1945@gmail.com](mailto:milned1945@gmail.com).

**Will Pearson**, phone: 303 746 1140, email: [pearwill@gmail.com](mailto:pearwill@gmail.com).

**Larry Hamil**, email: [lhamil@hamillawgroup.com](mailto:lhamil@hamillawgroup.com)

### **Treasury Report**

Purser Steve Loftshult mentioned that July was another slow month for income; on the bright side, interest income from our Savings Account remained steady at \$0.24.

### **Member News**

Guissepe (Joe) Presta will be 99 years old in October: be ready to celebrate at the Clubs Boat Show!

Models and modeling gear have been donated to the club by Robert Schneider's family. Bob recently passed. The gear was available at the meeting. Members were encouraged to make donations to the club for their acquisitions.

Ralph Buchwalter mentioned that YouTube has been broadcasting a show on Shipwrecks that was excellent. He is also reading a book about scurvy. This terrible disease decimated ship crews in early days before citrus fruits were available.

### **Old Business**

October 20-22 Club Boat Show- Ralph promoted that members should be working hard in preparing their entries; he reminded members that old or new models are accepted as well models that are in construction. This can include plastic or wood models. Entry forms are available on [www.rockymountainshipwrights.org](http://www.rockymountainshipwrights.org).. For past entries Martin Jelsema has completed write ups. We will be distributing sign-up sheets for volunteers during the Show at the September meeting. Also, if you need help in transporting your models, let Ralph know.

November 18 Club Auction- This will replace the regular meeting. There are some donated models that have to go, so will be asking you to find them a home. As members, you can auction multiple items.

April 2024 External Ship Display (tentative)- Martin Ters Has been checking out the Louisville library, and so has Mark

Persichetti.. The library appears to be interested . They have large lockable display cases. Mark is a local resident of Louisville and is somewhat concerned about the 60 mile drive that most members would experience. The Louisville library would probably require a 90 day reservation deadline. They would not charge us for a weekend show; unsure about a longer show. They have 18 five foot tables available, the club would need to provide table cloths.

Erik Collett is investigating Highland Ranch and Lone Tree libraries but as yet to get any definitive answers from them. Erik added that we need to find out to what extent the libraries will advertise the show. We need to firm up whether a long or short display schedule is best for the club by the new year. Ralph summarized that there are several issues still to be resolved; members are invited to send comments to the afore mentioned members to help finalize a choice.

### **New Business**

There were no new business.

### **Show and Tell**

Chuck Stroble presented his wooden Pagoda boat that was purchased from an internet download for \$12. It was not an easy construction but a pleasing project.

Martin Ters showed his handsome model of an antique Allerton fire engine. It was purchased in kit form with stainless steel parts. He was lucky to find a glass case from Hobby Lobby that fit his model's size.

John Lamb brought a picture of his ChrisCraft speedboat model. It was a difficult fashioning the wooden veneer how he wanted it, but the results are impressive.



Chuck Stroble's woodenship puzzle



Martin Ters metal fire engine



John Lamb's ChrisCraft

### **PRESENTATIONS**

Alice Sampson has bought out a company from a couple who developed a fleet of model ship kits for children. What is unique is that the past owners developed simple, modular jigs to turn out hulls, spars, masts and fittings cheaply. She displayed and demonstrated several of them. The resulting kits allow kids to develop construction skills and models to play with. We wish Alice success in marketing these kits and hope the kids in turn become future Club members.

Ralph's presentation was to demonstrate how to make realistic gratings. He showed us how to set up the saw with a guide to do the multiple cuts both vertical and horizontal to prepare the base for the insertion of the divider strips which made the grating.

The key for making the gratings is to select the right saw blade type and thickness. The blades normally used are called slotting blades and have no if little offset. This will determine the size of the openings in the final grating. A special guide plate is set up by gluing a thin strip the same width as the cut to be made on a thin base plate. This guide should be the same distance from the blade as the width of the cut to be made. The sequence for cutting the base of the grating is important the sequence is to make the shorter, thinner cross grain cuts first and the long deeper cuts last. After all the

cuts are made the same guide can be used to cut the filler strips that will be used in the cross grain cuts. A few cuts using this method were made and discussed. After the filler strips are glued in place the extra material on the underside of the grating piece is ground off leaving you with a uniform good looking grating .

It was pointed out that you should make this grating(s) piece larger than the actual grating(s) needed. This will keep from having to do the set up again if you damage any of the gratings during the building of the model.

Note : The sequence that Ralph demonstrated was reversed. It should have been cut the longer deeper cuts with the grain first and the thinner cross grade cuts last.



Alice Sampson;’s model jigs



Ralph Buckwalter demonstrating how he cuts gratings on his MicroMart table saw



Respectfully submitted, Jim Cuscaden, Clerk

## Three New Members Signed Up

It’s with great joy to announce three modelers attended the August meeting and signed on as new members. When you see them at a meeting or workshop, please extend a hand of welcome.



**Del Milne**  
[milned1945@gmail.com](mailto:milned1945@gmail.com)  
719 671 21704



**Will Pearson**  
[pearwill@gmail.com](mailto:pearwill@gmail.com)  
303 746 1140



**Larry Hamil**  
[lhamil@hamillawgroup.com](mailto:lhamil@hamillawgroup.com)

## Get Your Gear

- For polo shirts and vests, ask Steve Lofshult at the next meeting.
- For caps, ask John Lamb at the next meeting. (They are back in stock)
- For name badges, ask Rob Cuscaden at the next meeting.



## In Memory of Edward Quam, a Shipwright Mainstay. May He Rest in Peace.

Our long-term stalwart of Rocky Mountain Shipwrights – Edward Quam - passed late in August. He died peacefully in his new Virginia home surrounded by family.



Your editor hopes the next pages devoted to Ed and his participation in RMSW will continue to remind us of his contributions to our club as well as his giving nature and sardonic humor

Ed had been a RMSW member since 1996. He served as First Mate in 1997 and Skipper in 2003 and again in 2010. Ed actively participated in meetings, workshops and exhibits for 37 years. He had also been a member of the Nautical Research Guild for 45 years. Ed has won his share of competitions including our Exhibit's Modelers Choice Award.


The July 2017 Scuttlebutt featured Ed's profile. Several of Ed's quotes from that article follow.

"I began model building at the age of seven and have built hundreds of various types of models. First ship models were the Monogram balsa war ship fleet, I built all of them and detailed them as best as I could at the time, I was still in grade school and had an older friend who taught me some of the fundamentals and.

After grad school I moved to the Washington DC area and got involved in the Washington Ship Model Society ("WSMS"), where my mentor Bill Lee started me on the first wooden ship model, the Katy by model shipways. Then the Dapper Tom, Kate Cory, and a Whale Boat. In all I have built over thirty model ships of all types and description.

"I attended University of Colorado, University of Denver, and Harvard. My professional life was first as a cartographer, then I went to Defense Intelligence Agency and served there for 21 years, the last 10 as a senior Intelligence officer at United States European Command in Stuttgart Germany."

Like many other members, Edward was driven by the need for research, authenticity, and detail in his work. Edward said, "When things are not perfect I notice it right away." That's why I vote for patience, patience, patience. The waste basket is your best tool.



## A Portfolio of 12 of Ed's Models

Here is a series of photos of the ship models Ed Quam had displayed in exhibits and show & tell over the past ten years.



Granado



Kate Cory




Fair America



America



USS Maine




USS Portland



Philadelphia




USN Picket Boat



USS Arieigh Burke



USS Confederacy



USS Jefferson



USS Essex

## Shipwright's Workshop September 2, 2023

More summer doldrums and the Labor Day weekend limited the number of members attending this workshop. However, two of our newest members participated, Will and Del..



Erik Collett



Del Milne

Steve Lofshult



Will Pearson



Ralph Buckwalter Erik Collett



Jay Phillips



Martin Jelsema

## Register Your Models for the October Exhibit

Your model(s) are needed to fill the exhibit room at Rockler for our annual exhibit on October 20-22. You can enter new builds and old, completed or under construction items. The entry form is located on our website (<https://RockyMountainShipwrights.org>). Just click on "2023 Exhibit Entry Form" in the top, black menu bar. Fill out the form for each model you will display. If the model was exhibited in a previous show in the past three years, you only need to fill out you name and the model's name. Then hit "SUBMIT".

At the September meeting you can sign up to be a host during the show. Friday and Saturday will require three 2-plus hour shifts, but only two on Sunday. It is okay to sign up for multiple shifts.. So please attend the September 16<sup>th</sup> meeting or the October 7<sup>th</sup> workshop and signup.

We will set up the show on Thursday afternoon and early Friday morning and shut down around three on Sunday. Get further detail at the meeting or workshop, or call Ralph Buckwalter (303-4914-0897) or Bob Fivehouse (303-474-4088).

## Think Ahead –There’s an Auction Coming

Yes, at the November meeting an auction will be held. You are encouraged to participate. Here’s your chance to divest yourself of tools, kits and supplies you’ll never use. So begin combing your stashes, closets and book shelves for stuff you consider expendable. In next month’s Scuttlebutt full details will be revealed. And you may wish to save a little dough so you can bid on the treasures your friends no longer consider treasures.

## Here’s How Our Website Is Fairing

Here are some statistics concerning the website (RockyMountainShipwrights.org). We have had over 6,000 visitors year-to-date. The average length of a visit was just over a minute. There were 73 visitors on August 15 and 68 on August 21. Both were highs for the year. We have had at least five new members so far in 2013 that found us via the website

## A Bob Fivehouse Model Is for Sale - Again

Bob had scratch-built this model of the SS St. Sunniva and sold it through the Mystic Gallery several years ago. He found it featured this month at the J. Russell Jinishian Gallery website where the 1”=32’, 14’ long model was on sale for \$3,500.



## Five Videos of Cape Horners

### The Last Cape Horners

Gustaf Erikson of Finland owned the last great fleet of sailing ships the world would ever see. We have rare first hand accounts from men who sailed from Europe to Australia to load grain and return to Europe

<https://www.youtube.com/watch?v=RCSHq8cpai0>

### Four Masted Barque rounding Cape Horn 1928 - Captain Irving

A rare and wonderful part of history capturing a square-rigged ship in full motion. This incredible film was made by Captain Irving Johnson in 1928. <https://www.youtube.com/watch?v=ZLzBDhildLO>

### Around the world in a square rigged ship

The film was made during a roundtrip voyage. Outward from Copenhagen to Australia by way of Cape of Good Hope in 91 days and returning via Cape Horn to England in 98 days. <https://www.youtube.com/watch?v=96cRjLkIKIE>

### Ghosts of Cape Horn

Prior to the opening of the Panama Canal in 1914, Ghosts of Cape Horn a 1980 documentary, retraces the journey made by sailing ship <https://www.youtube.com/watch?v=nFFM5CvxDXs>

### Grace Harwar 1929 - AJ Villiers Movie

If you're interested in life at sea on old wooden merchant sailing ships, there's a FB page calledForty Years Master - with some other interesting videos and informational posts. <https://www.youtube.com/watch?v=0zLo62wCa0>



## Selected Informational Resources for Model Builders

### Modelshipbuilder.com

This website has a popular forum with over 1900 members and an extensive group of building logs. They also sponsor group builds and provide an opportunity for members to place articles. In addition archived issues of "Warships and Workboats" and "MSB Journal" can be accessed here. [www.modelshipbuilder.com/](http://www.modelshipbuilder.com/).

### Ships of Scale

This website provides a forum and build logs from around the world, though it is an English language site headquartered in the USA. It was never associated with now-defuncted *Ships In Scale* magazine (whose intellectual properties were acquired by the Nautical Research Guild). <https://shipsofscale.com/sosforums/>

### Nautical Research Guild

Official website for this premier ship building organization. There are articles, links, and NRG news. <http://www.thenrg.org/>

### NRG's Model Ship World

This large, comprehensive site is now operated by the Nautical Research Guild. It's a major forum w build logs and plenty of response to modeler's questions. Also access shop notes, tips, techniques and research. <https://modelshipworld.com>

**FAQ for Ship Model Builders** (by John Kropf) This is a model ship building site which answers all sorts of questions about ship modeling. Many of the links do not work. <http://sites.google.com/site/shipwrightsfaq/>

**John's Nautical & Boatbuilding Page** This site includes mostly life-size boat building material, but its self-proclaimed "Mother of All Maritime Links" can be helpful. <http://www.boat-links.com/>

**Bottled Ship Builder** This is a forum that is all about ship in bottle and miniature building. there's a lot of information on the site for any one interested in ships in bottles and miniatures <http://Bottledshipbuilder.com>

**Model Ship Building Secrets** This is an English blog with a directory , "50 of the Best Model Ship Building Sites" <http://www.modelshipbuildingsecrets.com/resources.html>

**Modeler's Central** – An Australian commercial site that features a blog with many modeling tips as well. <https://www.modelerscentral.com/>

**DeAgostini Model Space** A British commercial site selling kits and tools with a forum filled with build logs of large models <http://forum.us.model-space.com/>

**Arsenal Modelist** – Olivier Bello's ship modeling site featuring 43 short tutorials, closeups of his fine work and a building log. <http://www.arsenal-modelist.com/index.php?page=accueil>

**Wooden Ship Modeling for Dummies** (aka Naval Model Making for Dummies) contains illustrated photos (3000) and videos (200). However, unless you pay to subscribe, you may only access a limited amount of this instructional material. Those unrestricted tutorials are certainly worth exploring. <https://shipmodeling.ca>



## THE NAUTICAL RESEARCH GUILD

"ADVANCING SHIP MODELING THROUGH RESEARCH"

Annual membership includes our world-renowned quarterly magazine, Nautical Research Journal, which features photographs and articles on ship model building, naval architecture, merchant and naval ship construction, maritime trade, nautical and maritime history, nautical archaeology and maritime art.

Other benefits include discounts on annual conferences, ship modeling seminars, NRG products and juried model competitions which are offered exclusively to Guild members. We hope you will consider joining our ongoing celebration of model ships and maritime history.

For more information contact us at: [www.thenrg.org](http://www.thenrg.org) or call 585 968 8111

