



# THE SCUTTLEBUTT

The Scuttlebutt is the official newsletter of the Rocky Mountain Shipwrights. Its objective is to promote, develop and further scale model shipbuilding, as well as study maritime subjects, including art, history and traditions.

February 2024


## The End of Winter is Near

### Meeting Information:

Shipwrights meet the THIRD Saturday of every month at Rockler Woodworking and Hardware, 2553 S. Colorado Blvd. Denver. The store opens at 9:00 am and meeting starts at 9:30.

### The Next Meeting Will Take Place on February 17, 2024

Ralph Buckwalter will be demonstrating the use of two mini-lathes, including one that helps in duplicating an item.



---

### And remember our Arvada workshop.

It is held at the Arvada City Hall, Police entrance.  
The address: 8101 Ralston Road.

This workshop is scheduled for the FIRST Saturday of every month beginning at 9:00 am

**Next workshop: March 2, 2024**

### Officers:

**Commodore**..... Bob Fivehouse  
**Skipper**.....Martin Jelsema  
**First Mate**.....Scott Shilling  
**Purser**.....Steve Lofshult  
**Clerk**.....Jay McKeown

### Committees:

**Events chair:** Erik Collett  
**Photographer:** Jay Phillips  
**Rocky Mountain Shipwrights Historian:** Roger Hanson  
**Scuttlebutt:** Hugh Long  
**Webmaster:** Rob Cuscaden  
**Workshop Chair:** Ralph Buckwalter

### Website:

<http://rockymountainshipwrights.org>

## Skipper's Log

Hi Lads and Lass:

I have just a couple of items to bring to your attention.

First, we voted to award a Rockler gift card to each meeting's presenter, as well as to continue holding a monthly drawing for a Rockler gift card. The drawing we hope will encourage more members to come to the meeting and the Presenter Award might inspire additional members to volunteer to give presentations.

Second, we voted to accept Rockler's invitation to have a Spring in-store ship model show. The dates we decided on are April 19, 20, 21 so begin thinking about the models you'll want to display there.

One other thing: It's not too early to think about the [Midwestern Model Ships & Boats Contest](#) held annually by the Wisconsin Maritime Museum in Manitowoc. If you think you'd like to participate, talk to Ralph Buckwalter.

Ooh, one more thing: In January we only had two Show and Tells (both excellent). It would be great to see half a dozen or more each month. Please, show what you're working on (or worked on), or find intriguing, or on what is keeping you inspired. And if you are in need of help in getting you or your model down the stairs, let us know – we will help. If you are interested, please provide pictures, including digital images from your computer or smart phone so we can project them on the wall.

That's it for now, I hope to see you at the February meeting, and/or the workshop.

Martin Jelsema, Skipper

## Minutes of the January 20, 2024 Meeting

Our new Skipper, Martin Jelsema called the meeting to order at 9:37am. Members stood at attention and recited the Pledge of Allegiance.



There were 22 members in attendance and 1 guest, Brad, in attendance. Brad is from Loveland and is retired from the Navy. He just built the HMS Serapis.



Giuseppe Presta, our oldest member, was in attendance.



### Announcements

- Hats/T-Shirts/Vests are for sale, see the Purser (Steve Lofshult) for orders.
- Rob Cuscaden is in charge of name tags.
- Rocky Mountain Shipwrights was given more storage space from Rockler at no cost.
  - a. Rocky Mountain Shipwrights has 4 ship kits for sale:
    - i. The Flying Cloud (Blue Jacket)
    - ii. USS Constitution (Blue Jacket)
    - iii. Arrow (Amati)
    - iv. Eagle (Correl)
- Jay Phillips is our Club Photographer
- We have 2 open positions that need filling:
  - a. Librarian – in charge of checking out the book inventory.
  - b. Publicist – getting the word out on Exhibits and establishing relations with hobby stores and other modeling clubs.
- Colorado CREW is having an RC swap meet at Rockler's at 10 am on 1/27/24.
- Erik Collett is now the Event's Coordinator.

### Purser's Report – Steve Lofshult

- Due to year-end processing at the credit union, December's bank statement was not available. Rocky Mountain Shipwrights earned \$2.87 interest in 2023.
- Rocky Mountain Shipwrights received \$55 from recent book sales.
- 2024 annual membership dues remain at \$12.
- Auction payments coming soon to the sellers.

### Old Business

- Louisville Library Exhibit update from Mark Persichetti
  - a. The display will take place during July. There are 2 cases, each approximately 22"x22"x18" with 4-5 shelves. Cases are locked. More information will be posted in the next Scuttlebutt.
- Ralph Buckwalter informed of a small ship display opportunity at the Wheatridge library at 20th and Wadsworth in August 2024.
- Scott Schilling updated on the VA Diorama Project
  - a. Scott is finding the appropriate party at the VA to talk to about a 14' x 4' diorama commemorating the Boston Tea Party. The earliest opportunity to display would be in the 1st quarter of 2025. Need to coordinate construction of ships and village – the Boulder model railroaders seem enthusiastic.

### New Business

- Ralph Buckwalter advised the group that there is a local artisan's store at the Colorado Mills Mall. There might be an opportunity to sell completed Club inventory there. The cost is \$70 for the month for a table. More information to follow.
- Martin Jelsema brought up that Rocky Mountain Shipwrights used to raffle Rockler Gift Cards at each meeting.
  - a. Jay McKeown made a motion to have the Club raffle off monthly a \$25 Rockler gift card and present the \$25 gift card during meetings that include a Presentation (not just a show and tell).
  - b. Seconded by Mark Persichetti.
  - c. After discussion, the motion was approved by the Club.
- Martin Jelsema stated that Rockler would like Rocky Mountain Shipwrights to have another Exhibit in April. The club thought that April 20 would be a good weekend.

### Show and Tell

- Jay McKeown updated the group on his USS Constellation build.






- Ralph Buckwalter gave an excellent oration on the CSS Fergus, a confederate blockade runner he has recently completed.
  - a. Bob Fivehouse gave an informed quick session on steam condensers.



#### **ZHL San Felipe build presentation by Scott Schilling**

- The San Felipe is a Spanish Man O' War
  - a. Scott had a PowerPoint presentation that walked the group through his construction process from frames through decking.
  - b. He informed us of processes and learning opportunities that we all appreciated, including several non-fatal wounds.
  - c. His mantra... Plan, measure, perform, repeat.



Respectfully submitted, Jay McKeown

## It is Dues-paying Time

Yes, it is that time again. The dues are still just \$12.00. Your Purser, Steve Lofshult, can take your payment at a meeting or a workshop. Try to pay with small bills. You may also mail him a check, made out to Rocky Mountain Shipwrights, at Steve Lofshult, 4025 D, W.104th Drive, Westminster, CO 80401. Please pay before March 1.

## Shipwright's Workshop February 3, 2024

Even though we experienced one of those typical Colorado February snowstorms, we still had 6 attendees at the workshop. For those that didn't look out the window on Saturday or Sunday, around 9 inches of snow fell in Arvada (home of the workshop) during Saturday, and then the sun came out on Sunday and the temperatures rose into the 40's. In some ways I like these quick hitting storms as we (wait for it) need the moisture. After all Denver is considered a mountain-desert, but given I had a number of things to do on Saturday, I wasn't a fan of the snowstorm this time.


Attendees: Ralph Buckwalter, Brian Davies, Martin Jelsema, Steve Lofshult, Hugh Long, and Jay Phillips.



Brian Davies working on a scratch-build of the 20-gun brig Eagle. Brian knows he won't be able to beat the actual construction time of the Eagle back in 1812.

Construction started with the keel being laid on July 23, 1812. The Eagle was launched 19 days later on August 11.

[Lake Champlain Maritime Museum - War of 1812 Wrecks](#)



Jay Phillips (Photographer) working on the Maple Leaf, a paddle wheel steamship used by the Union during the American Civil War. It was used for troop transport.

Its wreckage was recovered in recent years.

[Mandarin Museum & Historic Society - Maple Leaf](#)



Hugh Long finally paying Steve Lofshult (Purser) for the items he purchased during the auction. Long over-due, but he had been travelling.



Ralph Buckwalter and Skipper Martin Jelsema discussing club activities.

Ralph is working on the Monitor, the first ironclad warship commissioned by the US Navy during the American Civil War.

[USS Monitor - Monitor National Marine Sanctuary – NOAA](#)

## February's Meeting Presentation - Mini Lathes

Join us at Rockler's on Saturday February 17<sup>th</sup> for a presentation by Ralph Buckwalter on mini lathes. A lathe is used to shape wooden products. It rotates a wooden piece on its axis while a cutting tool removing unwanted material to form the desired shape.



As a reminder, members of Rocky Mountain Shipwrights have access to several miniature power tools.

## To Change or Not To Change

February is a time of changing weather in Colorado. Last weekend's storm is a good example. These storms can be thought of as good or bad. Good for those that enjoy winter sports and activities but bad for those like me who don't enjoy the shoveling that is in store.

You might be asking yourself what does changing weather have to do with making model ships. I'm using it as an intro into discussing if making personal changes on a ship is right or wrong. As the builder you probably feel your idea will improve the overall build, but a historian might feel that changes ruin the build.

I'm still new enough in the hobby where I haven't yet ran into this conundrum, but I came really close while building my ship in Mexico. First off, I feel that I am a rule follower, but I am also very confident in my thoughts and feelings. I know that at some point in the future I'll be working on a ship and feel that if I changed "that" or added "this", the ship would be better. But then the rule follower in me would push back saying I can't change history.

Okay, back to Mexico... Since the ship will become part of the decor of our condo, I wanted something that fit with the overall vibe of Puerto Vallarta. Sure, I could have found a party boat of some sort that would be fun to build, but I wanted something different.

And then my wife said "Pirates".

Mexico probably isn't the first place you think of when you think of pirates, but Puerto Vallarta is on the Bay of Banderas, and sure enough, back in the day, pirates sailed up and down the west coast of Mexico, including the Bay of Banderas. In fact, even today there is a real-life pirate-looking ship that sails back and forth across the Bay, complete with a Jolly Roger. Ok, its not really a pirate ship, it's a pirate-themed dinner cruise, but the cannons actually work... to shoot fireworks... Every - Single - Night.



A few quick searches and I decided on OcCre's Buccaneer as it just looked like the pirate ship that sailed in my dreams.

As I built her, I felt it would be nice to re-christen her with a name that fit better than "Buccaneer". But should I or could I change history? Then I remembered that this model is not based on an actual ship, but rather a generic "pirate" ship. I was off the hook and was free to change anything I wanted to.

She is now referred to as Molino after our condo complex's name. But the changes won't stop there as I have plans to add chase-guns on her stern, use better looking gun port covers/lids, possibly add a "plank", and change the Jolly Roger to a No Shoes Nation flag.

If the Buccaneer had been based on an actual ship, I would have fought with my conscience to make these changes.

I'd be interested in knowing where you stand on changing things on a ship.

## Get Your Gear

- For polo shirts and vests, ask Steve Lofshult at the next meeting.
- For caps, ask John Lamb at the next meeting. (They are back in stock)
- For name badges, ask Rob Cuscaden at the next meeting.



## Sources of Tools, Supplies & Services

Now that I had given myself the okay to make these changes, the next question that I had was "Where can I get these parts?" Never being afraid of rummaging online, I had several options after a few searches.

With these searches in mind, I decided to create a list that would help my fellow modelers. Rocky Mountain Shipwrights is not affiliated with any of the companies in the lists below (other than the fact that we meet on the **3<sup>rd</sup> Saturday of each month at Rockler**).

The 1<sup>st</sup> list is of local suppliers of goods and services that could be of value to ship modelers. The 2<sup>nd</sup> list is of selected on-line suppliers. And the 3<sup>rd</sup> list is of additional resources. **All of these lists can be thought of as incomplete.** If you have discovered others, please email them to me at [hlong222@comcast.net](mailto:hlong222@comcast.net) and I'll add them to the lists. With your contributions, we can make these lists a comprehensive and valuable resource.

Thanks to our Skipper Martin Jelsema (who started these lists last year while editor) and Ralph Buckwalter (Workshop Chair) for getting these lists started.



## Local Sources

### ABC Imaging

77 Klamath St. Denver  
303-573-5757

<https://www.abcimaging.com/denver>

Large & small format copying, B&W printing

### Art Parts Creative Resource Center

3080 Valmont Road, Boulder  
720-379-5328

<https://www.artpartsboulder.org/>

Contributed used arts stuff you get for cheap, from chalk to sewing machines, and more.

### Austin Hardwoods of Denver

975 W Mississippi Ave, Denver  
303-733-1292

<https://austinhardwoods.com/>

### Colpar/Hobbytown – two locations

1915 S Havana St, Aurora, CO  
303-341-0414

<https://www.hobbytown.com/aurora-co/l45>

3355 S Wadsworth Blvd,, Lakewood, CO  
303-988-5157

<https://www.hobbytown.com/lakewood-co/l44>

Good local hobby shops, some wood ship kits, lots of supplies and tools.

### Guirys

Multiple locations  
303-412-6522

<https://www.guirys.com>

Art supplies and house paints

### Hobby Lobby

Multiple locations

<https://www.hobbylobby.com/>

Arts and craft supplies

### Laird Plastics

10004 E 45th Ave, Denver, CO  
866-292-9090

<https://lairdplastics.com/denver/>

For plastic case covers ask for Tom

### Meininger Art Supply

499 Broadway, Denver  
303-698-3838

<https://www.meininger.com/denver-location/>

Paints, brushes, tools, papers and more

### Michael's

Multiple locations

<https://www.michaels.com/>

Arts and crafts supplies

### Plasticare

4211 S Natches Ct Suite K, Englewood, CO  
303-781-1171

<https://www.plasticareinc.com/>

Plastic supplier/resin with customer shop. can do acrylic fabrication & laser engraving.

### Reynolds Advanced Materials

3920 Grape Street, Denver  
303-399-0202

<https://www.reynoldsam.com/denver/>

Clays, resins, silicone and lots more

### Rocky Mountain Train Supply

6060A W 55th Ave, Arvada, CO  
303-456-6702

<https://rockymountaintrainsupply.com/>

Only train shop in Denver, good selection of supplies, strip wood, details, scenic supplies.

### Rockler Woodworking and Hardware

2553 S Colorado Blvd, Denver, CO  
303-782-0588

<https://www.rockler.com/denver-store>

Home base for wood, tools and supplies

### Woodcraft of Colorado

6770 S Peoria Street, Centennial  
303-290-0007

<https://www.woodcraft.com/>

## Online Suppliers

### **Nautical Hobby Shops**

#### [Ages of Sail](#)

Kits, parts, plans, supplies and tools.

#### [Blue Jacket Shipcrafters](#)

Kits, parts, plans, supplies and tools.

#### [Cast Your Anchor](#)

Kits, supplies, and tools; based in Canada so shipping is a little longer

#### [Model Expo](#)

Nautical hobby shop, extensive ship kits, parts, tools, and supplies

#### [Modelers Central](#)

Kits, supplies, plans, and tools

#### [Syren Ship Model Fittings and Supplies](#)

Ship model kits, parts and scale fittings

#### [Wooden Model Ship Kit](#)

Ship model kits, parts and scale fittings

### **Tools**

#### [Byrnes Model Machines](#)

Top of the Line micro saws, sanders, etc.

#### [Contenti Jewelry Supply](#)

Jewelry tools, good prices on hand tools, cheap and quality versions of most tools.

#### [MicroMark](#)

Small tool specialist; lots of tools, some ship kits, and ship modelling supplies.

#### [UMM-USA](#)

Modeling tools for plastic and wood models

#### [Razor Blade Company](#)

Many types of cutting blades and handles

### **Materials**

#### [Cards of Wood](#)

Thin veneer and plywood

#### [Constantines' Wood Center](#)

Wood veneers plus Rockler-like tools and supplies.

#### [National Balsa](#)

Wood supplier, airplane centric but good stock of dimensional strips, sheets, and large number of blocks in many types of wood, does have a \$50 minimum order.

#### [Northeastern Scale Lumber](#)

Wood and fabricated wood for models, doll houses and railroad layouts

#### [Saunders Midwest Products](#)

Balsa, basswood and more – strips, sheets and dowels. Also beginner boat kits

### **Parts**

#### [Flags of the World](#)

Info about all types of flags but not a source of nautical modeling flags

#### [J.T. Sitek Props](#)

Scale model ships propellers.

### **Graphics**

#### [Shapeways](#)

3d printing company, many parts for units ranging from complete ships to figureheads. Also does custom work.

## Selected Informational Resources for Model Builders

### [Model Ship Builder](#)

This website has a popular forum with over 1900 members and an extensive group of building logs. They also sponsor group builds and provide an opportunity for members to place articles. In addition, archived issues of "Warships and Workboats" and "MSB Journal" can be accessed here.

### [Ships of Scale](#)

This website provides a forum and build logs from around the world, though it is an English language site headquartered in the USA. It was never associated with the now-defunct *Ships In Scale* magazine (whose intellectual properties were acquired by the Nautical Research Guild).

### [Nautical Research Guild](#)

Official website for this premier ship building organization. There are articles, links, and NRG news.

### [Model Ship World](#)

This large, comprehensive site is now operated by the Nautical Research Guild. It's a major forum w build logs and plenty of response to modeler's questions. Also access shop notes, tips, techniques and research.

### [John's Nautical & Boatbuilding Page](#)

This site includes mostly life-size boat building material, but its self-proclaimed "Mother of All Maritime Links" can be helpful.

### [Bottled Ship Builder](#)

This is a forum that is all about ships in bottles and miniature building. there's a lot of information on the site for anyone interested in ships in bottles and miniatures.

### [Model Ship Building Secrets](#)

This is an English blog with a directory, "50 of the Best Model Ship Building Sites".

### [DeAgostini Model Space](#)

A British commercial site selling kits and tools with a forum filled with build logs of large models.

### [Arsenal Modelist](#)

Olivier Bello's ship modeling site featuring 43 short tutorials, closeups of his fine work and building logs.

### [Wooden Ship Modeling for Dummies](#) (aka Naval Model Making for Dummies)

The site contains illustrated photos (3000) and videos (200). However, unless you pay to subscribe, you may only access a limited amount of this instructional material. Those unrestricted tutorials are certainly worth exploring.



## THE NAUTICAL RESEARCH GUILD

"ADVANCING SHIP MODELING THROUGH RESEARCH"

Annual membership includes our world-renowned quarterly magazine, *Nautical Research Journal*, which features photographs and articles on ship model building, naval architecture, merchant and naval ship construction, maritime trade, nautical and maritime history, nautical archaeology and maritime art.

Other benefits include discounts on annual conferences, ship modeling seminars, NRG products and juried model competitions which are offered exclusively to Guild members. We hope you will consider joining our ongoing celebration of model ships and maritime history.

For more information contact us at: [www.thenrg.org](http://www.thenrg.org) or call 585 968 8111

