



# THE SCUTTLEBUTT

The Scuttlebutt is the official newsletter of the Rocky Mountain Shipwrights. Its objective is to promote, develop and further scale model shipbuilding, as well as study maritime subjects, including art, history and traditions.

June 2024

**Smell the sea and feel the sky. Let your soul and spirit fly.**  
**Van Morrison**

## Meeting Information

Shipwrights meet the THIRD Saturday of the month at Rockler Woodworking and Hardware, 2553 S. Colorado Blvd. Denver. The store opens at 9:00 am and the meeting starts at 9:30.

### Next Meeting: June 15, 2024

Scott Schilling will lead a discussion on Standing Rigging.

The presentation will include diagrams, naming of the stays, and a discussion on ladders.

## Arvada Workshop

The workshop is on the FIRST Saturday of every month beginning at 9:00 am at the Arvada City Hall, Police entrance. The address: 8101 Ralston Road.

### Next workshop: July 6, 2024

## Officers

**Commodore**..... Bob Fivehouse  
**Skipper**.....Martin Jelsema  
**First Mate**.....Scott Shilling  
**Purser**.....Steve Lofshult  
**Clerk**.....Jay McKeown

## Committees

**Events Chair:** Erik Collett  
**Photographer:** Jay Phillips  
**Historian:** Roger Hanson  
**Scuttlebutt:** Hugh Long  
**Webmaster:** Rob Cuscaden  
**Workshop Chair:** Ralph Buckwalter

## Website

<http://rockymountainshipwrights.org>

## Meet Up Group

<https://www.meetup.com/rocky-mountain-shipwrights/>

## Cargo

Skipper’s Log .....	2
Get Your Gear.....	2
June’s Meeting Presentation .....	2
May 18, 2024 - Meeting.....	3
Member Profile – Giuseppe (Joe) Presta .....	5
2024 Manitowoc Results.....	7
Louisville Public Library Display .....	8
Still Looking for a Purser .....	8
Workshop – June 1, 2024.....	8
MeetUp.com .....	10
In Memoriam – Larry Hamil .....	10
Sources of Tools, Supplies & Services .....	11
Online Suppliers .....	11
Local Sources.....	12
Selected Informational Resources for Model Builders .....	13

## Skipper's Log

Hello, Shipwrights:

Rocky Mountain Shipwrights keeps growing! (Or at least displacing the members who have moved out of State with new blood.) Just this quarter we have gained seven or eight new members – so far. Our exhibits, plus the website, seem to be working for us.

Remember to bring in any model(s) you wish to become part of the Louisville Library exhibit to the June meeting. Mark Persichetti will determine how many models will fit in the provided space. He will then manage (with help from willing members) to carefully transport the models to Louisville at the beginning of July. Then again, with help from volunteers, he will get them back to Rocklers at July's end.

There have been some grumbles about the length of our meetings this year. Some folks are leaving prior to or at the end of presentations. So, this month we will experiment with having the presentation at the beginning, then the business meeting, and then show and tell. In July we may try another sequence and then determine the pros and cons of each.

Any member with ideas to make the meetings and/or workshops of greater value to the membership, please bring them up at a meeting, or contact an officer – me, Scott Schilling, or Jay McKeown.

Hope to see you at the June meeting.

Martin Jelsema, Skipper

## Get Your Gear

- For polo shirts and vests, ask Steve Lofshult at the next meeting.
- For caps, ask John Lamb at the next meeting (they are back in stock).
- For name badges, ask Rob Cuscaden at the next meeting.

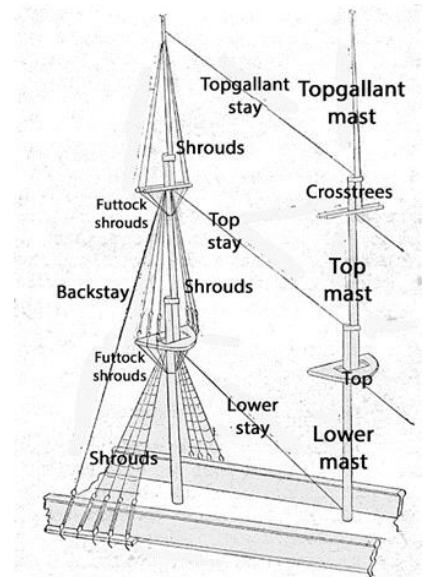


## June's Meeting Presentation

Join us at Rockler's on Saturday June 15th for a presentation led by Scott Schilling that will cover Standing Rigging. The presentation will review standing rigging names (fore stay, back stay, triatic, etc.) and what each is used for. The presentation will then review and discuss where each is located, and then conclude by reviewing the knots used to secure them. Scott will be bringing in some 1cm cord and wooden blocks to demo the knots for our members.

Additionally, with help from others, Scott is looking to build upon this presentation and build it into a series of presentations. Future presentations could include demos on running rigging and planking, but we need your help in determining the topics and in conducting them.

Please let us know what topics you would like to see covered and what topics you would like to present.



## May 18, 2024 - Meeting



Our First Mate, Scott Schilling called the meeting to order at 9:32 am. Members stood at attention and recited the Pledge of Allegiance

There were fifteen in attendance, with two new members Russ Markowski and Michael Caralmia.

### Purser's Report – Steve Lofshult

- April interest: \$0.23.
- RMS has \$7,750 between checking and savings.
- Steve Lofshult is moving out of state in July, and we are still seeking a replacement Purser.
- Scott Schilling would volunteer to additionally take the position.



**Russ Markowski and Michael Caramia**  
New Members

### Announcements – None

### Old Business

- Mark Persichetti talked about the Louisville Library Exhibit for the month of July.
  - The display area has movable vertical shelving with dimensions of 22" x 22" with a diagonal space of 30".
  - If you are interested in showing a model, bring it to the June meeting and he will give it back to you at the August meeting.
- Scott Schilling and Phil van der Heydt talked about the possibility of displaying our models at Children's Hospital – there are seven locations.
  - Children's Hospital got rid of their fish tanks and are open to discussion about displaying our ships. More to come.

### New Business

- Steven Lofshult indicated that RMS renewed its corporate documentation for another year. With the change in Purser, the new Purser will need to be added to the Bank account and the State needs an updated mailing address.
- Scott Schilling would like more club members to give presentations at future meetings, topics such as rigging, planking, and knot tying would all be beneficial.
  - See "[June's Meeting Presentation](#)" for more information.

- Martin Jelsma indicated that the Columbine Library might be interested in displaying our ships at its site on Bowles. The open slots are at least a year out. Martin would like to get direction from the membership to pursue this opportunity. Bob Fivehouse made the motion, seconded by Scott Schilling. Motion passed.

**Show and Tell**

- Mark Persichetti brought rigging books for people to look at.

- John Lamb brought in a [Bluejacket USS Constitution](#) model "new in box" and would like to sell it to a member. The opening bid is \$600 and includes a sizable number of rigging thread, blocks, and modeling tools. Please contact him.



**John Lamb - U.S.S. Constitution**

- The completed ship in the case is not for sale.
- Bob Fivehouse gave a presentation on the RMS Carpathia and its history.
- Martin Jelsma showed the group the start of his brig U.S.S. Rattlesnake build, picking it up from where the prior owner left off.
- Jay McKeown gave an update on his 1797 U.S.S. Constellation.
- 11:15 meeting adjourned.

**Bob Fivehouse  
RMS Carpathia**



**Martin Jelsma  
U.S.S. Rattlesnake**



**Jay McKeown  
1797 U.S.S. Constellation**



## Member Profile – Giuseppe (Joe) Presta

### Giuseppe (Joe) Presta

Giuseppe was born on October 16, 1924, in Napoli (Italy). From an early age, Giuseppe wanted to be an engineer. To fulfill his dream, at the end of 1942, he enrolled in the Faculty of Engineering of the University of Napoli.

His studies unfortunately were halted by the events of WWII when, on September 27, 1943, after Italy's surrender to the Allies and the landing of the American Army in Salerno, Giuseppe was abducted at gun point by the German soldiers withdrawing from Napoli and was deported to Germany. He has written at length about his forced stay in Germany so that his children, grandchildren, and great grandchildren may learn about what he endured there for two long years.



Giuseppe resumed his studies after returning to Napoli in August 1945 and graduated in December 1950 with a degree in Mechanical Engineering.

After graduation he entered the Technical Corp of the Italian Air Force as First Lieutenant and was assigned to the Air Force Ministry in the Armament Division. In 1953, sponsored by the Air Force, he attended Rome's University Aeronautical Engineering School and received a Master's Degree in Aeronautical Engineering.

In February 1956, First Lieutenant Giuseppe was selected to attend the Armament School at Lowry AFB in Denver, Colorado. While there, on a blind date, he met a young lady, Dorothy. It happened to be the beginning of a long romance. On July 19, 1958, after he resigned his commission as Captain, they married in Naples. They were happily married for nearly 58 years.

In January 1959, Giuseppe started his working career in the US with the Stanley Aviation Co. located at Denver Stapleton Airport. Because of his previous experience in rocket propulsion, he worked on the catapult of the B-58 crew escape capsule project.

Giuseppe left Stanley Aviation in October 1960 and worked for the Glenn Martin Company (now Lockheed Martin). During his career there he contributed, in diverse capacities, to some of the most challenging space projects, such as the Viking Mars Lander, the Hubble Space Telescope, and many more. He retired in 1988.



HO Train Layout

Giuseppe's interest in modeling started during WWII when he was fascinated with airplanes. He built completely from scratch several wood models of the Italian Air Force's bombers, biplanes fighters, and seaplanes.

Unfortunately, none of these models are now in his possession.

A while after moving to Denver, Giuseppe directed his interest to Railroad modeling and, for his son Steve, he started a HO layout which, through the years, grew to a large size.

Although not in working order today, it is still in Giuseppe's basement.

Giuseppe interests then moved from trains to ships. He started with plastic kits, and later he moved to wood. Years before, his wife had given to him a Constructo kit of the Clipper Great Republic, so he decided to assemble it. With some improvements to the hull and to other parts of the kit, it resulted in a nice model, especially for a novice.



**Constructo kit of the  
Clipper Great Republic**



**S.M.S. Seadler**

After the Clipper, Giuseppe built a model of the WWI German ship S.M.S. Seadler. It was built completely from scratch using 1"x2" commercial pine wood, red wood, balsa, etc. He used a Revell un-assembled plastic model for dimensions and details.

On October 19, 2017, Giuseppe saw in the Southglen Library a flyer for the Rocky Mountain Shipwright's Model Ship Exhibit at the Rocklers Hardware store. The next day, he went to the exhibit and joined the club. A bargain for \$12.00 a year!

Since then, Giuseppe has been as active in the club. He has exhibited the S.M.S. Seadler in several of the club exhibitions and participated in numerous Show-and-Tells. Also, he is glad that the \$25 Rocklers Gift Card give-a-way at the monthly meetings is the result of his proposal.


At the present time, he is building from scratch a model of a motorboat, and for the hull he is using the hull-shaped stainless-steel part of a discarded electric iron!

Giuseppe's advice to present and future members:  
Just have fun!



## 2024 Manitowoc Results

The 47th Annual Midwestern Model Ships & Boats Contest & Display was held May 17th through the 19th in Manitowoc WI. Ralph Buckwalter attended and entered his Fergus and Bob Fivehouse's Republic.



**Bob Fivehouse**  
**Republic**  
*Gold Award (Advanced)*



**Ralph Buckwalter**  
**Fergus**  
*Silver Award (Advanced) & Modeler's Choice*

Ralph's Fergus won the Silver Award (Advanced) as well as the Modeler's Choice Award, while Bob's Republic won the Gold Award (Advanced). Congrats!



Robert Steinbrunn's Tugboat Angels Gate won the F.K. Bemis Best of Show (top middle above).

## Louisville Public Library Display

As of June 5th, only two members plan to bring models to display at the Louisville Library: Ralph Buckwalter and Martin Ters.

If you plan to bring any models to our club meeting on June 15th for Mark to take to Louisville for you, please let him know ASAP. If you plan to bring your models to Louisville yourself, please plan to do so the morning of Monday, July 1st. And please let Mark know ASAP how many models you intend to bring.

So, in other words, if you plan to display models or have questions, **PLEASE** contact Mark.

The library is located at 951 Spruce St. at the intersection of Spruce St. and Front St. Front St. runs parallel to the railroad tracks that run north-south alongside the eastern edge of old-town Louisville. Front St. is just west of the railroad tracks, and the library is on the west side of Front St. Its main entrance is at the southeast corner of the building, and the two display cases are adjacent to the main lobby – you will see them once you enter the building.

Contact Mark at [onthemarkmodels@msn.com](mailto:onthemarkmodels@msn.com).

## Still Looking for a Purser



**Samuel Crowley, Esq**  
Between 1805 and 1814 he was the Purser on the third-rate, "HM Ship Windsor Castle" 74 guns

Scott Schilling has graciously volunteered to step into Steve's shoes and be our Purser **if no one else volunteers**. Scott is already our First Mate and manages a large portion of our presentations, so hopefully someone will volunteer, or at least help, as his hands will be full.

## Workshop - June 1, 2024

There were thirteen members in attendance at the workshop. Attendees: Ralph Buckwalter, Jim Cuscaden, Rob Cuscaden, Doug Graham, Martin Jelsema, Charlie Krinsky, Steve Lofshult, Del Milne, Marv Olsen, Jay Phillips (and Carol Phillips from the Women's Auxiliary), Alice Sampson, Scott Schilling, and Phil von der Heydt.




Ralph, Alice, Rob, Grant, Martin (partially blocked), Scott, Jim, and Steve



Steve, Ralph, Scott, Rob, Grant, Jim, Charlie, Marv, Del, Phil, and Martin



**Doug Graham & Ralph Buckwalter**  
Doug's Syren




**Jay Phillips**  
Defender Class Response Boat



**Phil von der Heydt & Martin Jelsma**  
Harvey

**Doug Graham**  
Syren



**Scott Schilling**  
San Felipe

## MeetUp.com

Rocky Mountain Shipwrights is on Meet Up. For those that do not know what Meet Up is, it is an online platform for hosting and organizing in-person or virtual activities, gatherings, and events based on interests, hobbies, and professions.

It is free to join, and a terrific way to find activities that you enjoy, from fishing to trivia to model ship building. Currently there are **twelve meetup members**. Please note that being a meetup member is different than being a member of the club. Meetup allows you to see and RSVP for upcoming events.

To find us, go to [www.meetup.com](http://www.meetup.com), and search for Rocky Mountain Shipwrights or go to <https://www.meetup.com/rocky-mountain-shipwrights/>.

You will find links to our meetings, workshops, and even the Model Ship Exhibit. You will have the ability to RSVP to the events, and then download them to your calendar if you like.


## In Memoriam – Larry Hamil

We received the sad news that club member [Larry Hamil](#) passed away.

Born in Colorado Springs, CO on September 27, 1940, Larry Hamil died in Denver on January 23, 2024, at the age of 83 surrounded by his loving family.

Larry was known for his warm personality, his generosity, his quick wit, and his keen sense of humor. And a gin martini shaken, not stirred! He loved to cook and was a gifted creator of French souffles. His hobbies include theatre and opera, squash, woodworking, and the building of intricate ship models.

Larry's wife Susan has donated a number of Larry's items (books, tools, and kits) to the club. We will send out more information as it becomes available.



*In memoriam...*

**Larry Hamil**  
HMS Sirius Cross Section

## Sources of Tools, Supplies & Services

Rocky Mountain Shipwrights is not affiliated with any of the companies in the lists below (other than the fact that we meet on the **3<sup>rd</sup> Saturday of each month at Rockler**).

The first list is of selected on-line suppliers. The second list is of local suppliers of goods and services that could be of value to ship modelers. And the third list is of additional resources. **These lists can be thought of as incomplete.** If you use or have discovered others, please email them to [hlong222@comcast.net](mailto:hlong222@comcast.net) and they will be added to the lists. With your contributions, we can make these lists a more comprehensive and valuable resource.

### Online Suppliers

#### **Nautical Hobby Shops**

##### [Ages of Sail](#)

Kits, parts, plans, supplies, and tools.

##### [Blue Jacket Shipcrafters](#)

Kits, parts, plans, supplies, and tools.

##### [Cast Your Anchor](#)

Kits, supplies, and tools; based in Canada so shipping is a little longer.

##### [Model Expo](#)

Nautical hobby shop, extensive ship kits, parts, tools, and supplies

##### [Modelers Central](#)

Kits, supplies, plans, and tools

##### [Seaworthy Small Ships](#)

Kits geared towards new and younger modelers.

##### [Syren Ship Model Fittings and Supplies](#)

Ship model kits, parts, and scale fittings.

##### [Wooden Model Ship Kit](#)

Ship model kits, parts, and scale fittings.

#### **Tools**

##### [Byrnes Model Machines](#)

Top of the Line micro saws, sanders, etc.

##### [Contenti Jewelry Supply](#)

Jewelry tools, fair prices on hand tools, cheap and quality versions of most tools.

##### [MicroMark](#)

Small tool specialist; tools, ship kits, and ship modelling supplies.

##### [UMM-USA](#)

Modeling tools for plastic and wood models

##### [Razor Blade Company](#)

Cutting blades and handles

#### **Materials**

##### [Cards of Wood](#)

Thin veneer and plywood

##### [Constantines' Wood Center](#)

Wood veneers plus Rockler-like tools and supplies.

##### [National Balsa](#)

Wood supplier, airplane centric but good stock of dimensional strips, sheets, and substantial number of blocks in many types of wood, does have a \$50 minimum order.

##### [Northeastern Scale Lumber](#)

Wood and fabricated wood for models, doll houses and railroad layouts

##### [Saunders Midwest Products](#)

Balsa, basswood and more – strips, sheets, and dowels. Also, beginner boat kits

#### **Parts**

##### [Flags of the World](#)

Info about all types of flags but not a source of nautical modeling flags

##### [J.T. Sitek Props](#)

Scale model ships propellers.

#### **Graphics**

##### [Shapeways](#)

3d printing company; parts for units ranging from complete ships to figureheads. Also does custom work.

## Local Sources

### [ABC Imaging](#)

77 Klamath St. Denver  
303-573-5757  
Large & small format copying, B&W printing

### [Art Parts Creative Resource Center](#)

3080 Valmont Road, Boulder  
720-379-5328  
Contributed used arts stuff you get for cheap, from chalk to sewing machines, and more.

### [Austin Hardwoods of Denver](#)

975 W Mississippi Ave, Denver  
303-733-1292

**Colpar/Hobbytown** – two locations

#### [Aurora Location](#)

1915 S Havana St, Aurora, CO  
303-341-0414

#### [Lakewood Location](#)

3355 S Wadsworth Blvd, Lakewood, CO  
303-988-5157  
Good local hobby shops, wood ship kits, supplies and tools.

### [Guirys](#)

Multiple locations  
303-412-6522  
Art supplies and house paints

### [Hobby Lobby](#)

Multiple locations  
Arts and craft supplies

### [Laird Plastics](#)

10004 E 45th Ave, Denver, CO  
866-292-9090  
For plastic case covers ask for Tom

### [Meininger Art Supply](#)

499 Broadway, Denver  
303-698-3838  
Paints, brushes, tools, papers and more

### [Michael's](#)

Multiple locations  
Arts and crafts supplies

### [Plasticare](#)

4211 S Natches Ct Suite K, Englewood, CO  
303-781-1171  
Plastic supplier/resin with customer shop. can do acrylic fabrication & laser engraving.

### [Reynolds Advanced Materials](#)

3920 Grape Street, Denver  
303-399-0202  
Clays, resins, silicone, and more

### [Rocky Mountain Train Supply](#)

6060A W 55th Ave, Arvada, CO  
303-456-6702  
Only train shop in Denver, broad selection of supplies, strip wood, details, scenic supplies.

### [Rockler Woodworking and Hardware](#)

2553 S Colorado Blvd, Denver, CO  
303-782-0588  
Home base for wood, tools, and supplies

### [Thinker Tinker Workshop](#)

3735 Ames St. Wheat Ridge, CO 80212  
303-748-9180  
A building and creative space for all ages

### [Woodcraft of Colorado](#)

6770 S Peoria Street, Centennial  
303-290-0007

## Selected Informational Resources for Model Builders

### [Model Ship Builder](#)

This website has a popular forum with over 1900 members and an extensive group of building logs. They also sponsor group builds and provide an opportunity for members to place articles. In addition, archived issues of "Warships and Workboats" and "MSB Journal" can be accessed here.

### [Ships of Scale](#)

This website provides a forum and build logs from around the world, though it is an English language site headquartered in the USA. It was never associated with the now-defunct *Ships In Scale* magazine (whose intellectual properties were acquired by the Nautical Research Guild).

### [Nautical Research Guild](#)

Official website for this premier ship building organization. There are articles, links, and NRG news.

### [Model Ship World](#)

This large comprehensive site is now operated by the Nautical Research Guild. It is a major forum with build logs and plenty of responses to modeler's questions. Also access shop notes, tips, techniques, and research.

### [John's Nautical & Boatbuilding Page](#)

This site includes mostly life-size boat building material, but its self-proclaimed "Mother of All Maritime Links" can be helpful.

### [Bottled Ship Builder](#)

This is a forum that is all about ships in bottles and miniature buildings. Information for anyone interested in ships in bottles and miniatures.

### [Model Ship Building Secrets](#)

This is an English blog with a directory, "50 of the Best Model Ship Building Sites".

### [DeAgostini Model Space](#)

A British commercial site selling kits and tools with a forum filled with build logs of large models.

### [Arsenal Modelist](#)

Olivier Bello's ship modeling site features forty-three short tutorials, closeups of his fine work and building logs.

### [Wooden Ship Modeling for Dummies](#) (aka Naval Model Making for Dummies)

The site contains illustrated photos (three thousand) and videos (two hundred). However, unless you pay to subscribe, you may only access a limited amount of this instructional material. Those unrestricted tutorials are certainly worth exploring.



## THE NAUTICAL RESEARCH GUILD

"ADVANCING SHIP MODELING THROUGH RESEARCH"

Annual membership includes our world-renowned quarterly magazine, *Nautical Research Journal*, which features photographs and articles on ship model building, naval architecture, merchant and naval ship construction, maritime trade, nautical and maritime history, nautical archaeology and maritime art.

Other benefits include discounts on annual conferences, ship modeling seminars, NRG products and juried model competitions which are offered exclusively to Guild members. We hope you will consider joining our ongoing celebration of model ships and maritime history.

For more information contact us at: [www.thenrg.org](http://www.thenrg.org) or call 585 968 8111

